

**SUBHASH CHANDRAN ASSOCIATES
CHARTERED ACCOUNTANTS**

**"Sreekovil", 52-Krishna Vihar
Panampilly Nagar
KOCHI - 682 036
Phone Off : 2322587
Res : 2313905**

Date : 07.12.2024


This is to certify that **SCMS School of Engineering & Technology, Vidya Nagar, Karukutty,** Ernakulam - 683 576 has spend the following amounts under different heads as listed below during the **Financial Year 2023-2024.**

A. Infrastructure- Physical facilities	Amount(Rs.)
Air Conditioner	29,900.00
Automobile Lab Equipment	3,19,999.00
Building	41,00,268.00
Computer	16,06,257.00
Computer Accessories	4,98,829.00
Compound Wall	5,700.00
Electronic Lab Equipment	5,58,049.00
Electrical Fixtures & Fittings	9,80,559.00
Furniture, Fixtures & Fittings	15,43,677.00
Heat Engine Lab Equipments	24,935.00
Inverter	41,920.00
Land Development	1,08,240.00
Mechanical Lab Equipment	2,74,083.00
Office Equipment	14,739.00
Projector	5,35,900.00
Pump	34,300.00
Photocopier	3,53,638.00
Sports Equipment	76,961.00
UPS	6,25,364.00
Workshop Equipment	50,439.00
Water Filter	82,836.00
Total	<u>1,18,66,593.00</u>

(Rupees: One Crore Eighteen Lakh Sixty Six Thousand Five Hundred Ninety Three Only)

B. Library	Amount(Rs.)
Reference Books	1,31,004.00
Newspapers and Periodicals	46,565.00
Subscription	24,46,972.00
Total	<u>26,24,541.00</u>

(Rupees: Twenty Six Lakh Twenty Four Thousand Five Hundred Forty One Only)



(Contd....2)

**SUBHASH CHANDRAN ASSOCIATES
CHARTERED ACCOUNTANTS**

"Sreekovil", 52-Krishna Vihar
Panampilly Nagar
KOCHI - 682 036
Phone Off : 2322587
Res : 2313905

Date : 07.12.2024

C. Salaries & Allowances	Amount(Rs.)
Salaries	10,29,43,709.00
Gratuity	11,30,729.00
Awards and Presentations	5,02,500.00
Faculty Development Expenses	1,22,846.00
Staff Welfare Expenses	17,90,898.00
Total	10,64,90,682.00

(Rupees: Ten Crore Sixty Four Lakh Ninety Thousand Six Hundred Eighty Two Only)

D. Maintenance- Academics	Amount(Rs.)
Internet Maintenance Charges	25,75,413.00
Lab Maintenance Charges	4,52,750.00
Total	30,28,163.00

(Rupees: Thirty Lakh Twenty Eight Thousand One Hundred Sixty Three Only)

E. Maintenance - Physical	Amount(Rs.)
Office Maintenance Expenses	32,54,740.00
Repairs and Maintenance	35,89,823.00
Vehicle Maintenance Charges	82,370.00
General Insurance	8,34,782.00
Miscellaneous Expenses	3,465.00
Hostel Maintenance Expenses	45,11,849.00
ETP Maintenance Expenses	96,784.00
House Keeping Expenses	51,25,250.00
Garden Maintenance Expenses	1,09,067.00
Campus Maintenance	2,39,481.00
Total	1,78,47,611.00

(Rupees : One Crore Seventy Eight Lakh Forty Seven Thousand Six Hundred Eleven Only)

UDIN - 24223576BKFZUT3238

For SUBHASH CHANDRAN ASSOCIATES
CHARTERED ACCOUNTANTS


S.ABHILASH CHANDRAN B.Com, FCA
PARTNER. (M. No. 223576)



PRATHAP FOUNDATION FOR EDUCATION AND TRAINING
UNIT: SCMS SCHOOL OF ENGINEERING AND TECHNOLOGY
VIDYA NAGAR, PALISSERRY, KARUKUTTY - 683 582

BALANCE SHEET AS ON 31-3-2024

LIABILITIES	Amount (Rs.)	ASSETS	Amount (Rs.)
AUTHORISED CAPITAL		FIXED ASSETS	
750000 shares of Rs 100 each	7,50,00,000.00	(As per Schedule - III)	18,11,90,045.10
ISSUED, SUBSCRIBED, CALLED UP AND PAID UP CAPITAL		DEPOSITS	
(As per Schedule - I)	1,00,000.00	Other Deposit	1,05,12,085.33
RESERVES & SURPLUS		CURRENT ASSETS	
As on 1-04-2023	57,86,29,831.98	LOANS AND ADVANCES	
Add: Excess of Income over Expenditure for the year	4,06,52,233.74	(As per Schedule - IV)	1,63,54,049.56
		CASH AND BANK BALANCES	
		(As per Schedule - V)	18,38,14,538.95
SECURED LOAN		SCMS SCHOOL OF ARCHITECTURE	15,93,60,478.04
Demand Loan From Union Bank Of India, Kalamassery, A/C.no.550407030000257	99,51,920.00	SCMS COLLEGE OF POLYTECHNICS	19,62,62,273.75
Demand Loan From Union Bank Of India, Kalamassery, A/C.no.550407030000259	43,05,643.00	SIRST	23,76,518.00
Demand Loan From Union Bank Of India, Kalamassery, A/C.no.550407030000261	43,89,084.00		
Demand Loan From Union Bank Of India, Kalamassery, A/C.no.550407030000263	43,41,818.00		
Demand Loan From Union Bank Of India, Kalamassery, A/C.no.550407030000265	35,22,789.00		
Demand Loan From Union Bank Of India, Kalamassery, A/C.no.550407030000277	45,27,338.00		
Demand Loan From Union Bank Of India, Kalamassery, A/C.no.550407030000278	43,02,869.00		



Signature
 6/12/24

ENGINEERING COLLEGE FOR EDUCATION AND TRAINING
UNIT: SCMS SCHOOL OF ENGINEERING AND TECHNOLOGY
YANAGAR, PALISSERY, KARUKUTTY-683 582

BALANCE SHEET AS ON 31-3-2024

LIABILITIES	Amount (Rs.)	ASSETS	Amount (Rs.)
Demand Loan From Union Bank Of India, Palisserry, A/C.No.S88807030000110	66,36,414.00		
Demand Loan From Union Bank Of India, Palisserry, A/C.No.S88807030000111	66,36,414.00		
Demand Loan From Union Bank Of India, Palisserry, A/C.No.S88807030000112	66,35,823.00		
Demand Loan From Union Bank Of India, Palisserry, A/C.No.S88807030000123	57,00,000.00		
Demand Loan From Union Bank Of India, Palisserry, A/C.No.S88807030000124	57,00,000.00		
UNSECURED LOAN			
Refundable Loan	48,500.00		
DEPOSITS			
Refundable Deposit	94,50,000.00		
CURRENT LIABILITIES & PROVISIONS			
(As per Schedule - II)	5,43,39,311.01		
	74,98,69,988.73		
			74,98,69,988.73

DIRECTORS : 1) DR.G.P.C.NAYAR

2) PRAMOD.P.THEVANNOOR



FOR SUBHASH CHANDRAN ASSOCIATES
 CHARTERED ACCOUNTANTS

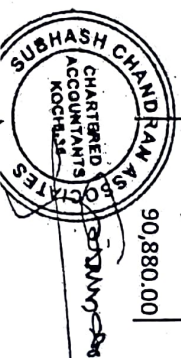
(Signature)
 C.SUBHASH CHANDRAN B.Com, FCA
 PARTNER, (M. No. 015633)

(Signature)
 6/12/24

PR IAP FOUNDATION FOR EDUCATION AND TR JING
 UNIT: SCMS SCHOOL OF ENGINEERING AND TECHNOLOGY
 VIDYA NAGAR, PALISSERRY, KARUKUTTY - 683 582

INCOME AND EXPENDITURE ACCOUNT FOR THE YEAR ENDED 31-3-2024

EXPENDITURE	Amount (Rs.)	INCOME	Amount (Rs.)
To Salaries and Allowances	10,22,24,959.00	By Tuition Fee	14,60,40,696.50
To Rent,Rates and Taxes	27,09,766.00	By Admission Fee	65,600.00
To Travelling Expenses	3,67,634.00	By Prospectus	2,06,750.00
To Printing and Stationery	12,30,610.00	By Interest Received from Fixed Deposits	98,97,871.00
To Advertisement Expenses	6,000.00	By Transportation Fee	2,21,31,494.00
To Postage, Telephone and Telegram	99,766.38	By Miscellaneous Income	7,94,079.75
To Newspapers and Periodicals	46,565.00	By Hostel Fee	1,69,72,312.00
To Subscription	24,46,972.00	By Special Fee	4,68,87,390.00
To Interest on Term Loan & Demand Loan	40,46,678.00	By Rent Received	5,04,606.00
To Office Expenses	32,18,506.00	By Identity Card Fee	3,04,500.00
To Electricity and Water Charges	49,66,447.00	By Interest Received from Other Deposits	62,277.00
To Repairs and Maintenance	33,78,725.00	By PHD Course Work Fee	16,000.00
To Vehicle Maintenance Charges	82,370.00	By Application Fee	3,18,720.00
To General Insurance	8,34,782.00	By Donation Received	1,75,41,229.38
To Conveyance Charges	7,520.00	By Value added Courses and Special Facilities Fee	88,67,050.00
To Transport Charges	2,18,35,150.00	By KTU Arts Fee Received	1,36,320.00
To Commission and Bank Charges	35,782.59	By KTU Sports Fee Received	90,880.00



Subhash
 6/12/24

P H A P F O U N D A T I O N F O R E D U C A T I O N A N D T E C H N O L O G I N I N G
U N I T : S C M S S C H O O L O F E N G I N E E R I N G A N D T E C H N O L O G I N O L O G
V I D Y A N A G A R , P A L I S S E R R Y , K A R U K U T T Y - 6 8 3 5 8 2

I N C O M E A N D E X P E N D I T U R E A C C O N T F O R T H E Y E A R E N D E D 3 1 - 3 - 2 0 2 4

EXPENDITURE	Amount (Rs.)	INCOME	Amount (Rs.)
To Examination Expenses	6,36,756.00	By Interest Received from Savings Account	1,48,294.00
To Fees and Charges	38,38,103.10	By Consultancy Income	10,000.00
To Miscellaneous Expenses	3,465.00	By Income from Funded Projects	16,67,852.00
To Hostel Expenses and Repairs	45,11,849.00	By Interest received from Recurring Deposit	2,55,786.00
To Lab Expenses	4,50,250.00	By Testing Fee	1,83,100.00
To ETP Maintenance Expenses	96,784.00		
To Consultancy Charges	1,30,000.00		
To Faculty Development Expenses	1,22,846.00		
To Placement Expenses	8,22,598.00		
To Internet Charges	25,75,413.00		
To House Keeping Expenses	51,25,250.00		
To Medical Expenses	40,559.00		
To Campus Maintenance	2,39,481.00		
To Awards And Presentations	4,97,500.00		
To Student Development Expenses	13,84,584.00		
To Garden Expenses	1,09,067.00		
To Staff Welfare Expenses	17,90,898.00		
To Cultural Expenses	62,443.00		



S
C
A
S

[Handwritten Signature]
6/1/24

P. J. HAP FOUNDATION FOR EDUCATION AND TRAINING
UNIT: SCMS SCHOOL OF ENGINEERING AND TECHNOLOGY
VIDYA NAGAR, PALISSERRY, KARUKUTTY - 683 582

INCOME AND EXPENDITURE ACCOUNT FOR THE YEAR ENDED 31-3-2024

EXPENDITURE	Amount (Rs.)	INCOME	Amount (Rs.)
To Gratuity	11,30,729.00		
To Donation & Gift	10,800.00		
To Seminar & Conference Expenses	18,16,553.04		
To Sports Expenses	2,37,284.00		
To Scholarship	3,90,68,500.00		
To Funded Project Expenses	11,86,462.00		
To Academic Audit Expenses	9,41,238.00		
To Alumni Expenses	14,61,810.00		
To E-Governance Expenses	7,47,892.00		
To Membership Fee	29,153.00		
To Depreciation written off	1,58,43,973.78		
To Excess of Income Over Expenditure	4,06,52,233.74		
	27,31,02,807.63		27,31,02,807.63

DIRECTORS : 1) DR.G.P.C.NAYAR

2) PRAMOD.P.THEVANNLOOR


ERNAKULAM

AUDITOR'S REPORT

03.09.2024

(As per our Report of even date)



For SUBHASH CHANDRAN ASSOCIATES
 CHARTERED ACCOUNTANTS

 C.SUBHASH CHANDRAN B.Com, FCA
 PARTNER, (M. No. 015633)
 FRN 0040955

Amilur
 6/11/24

PRATHAP FOUNDATION FOR EDUCATION AND TRAINING
UNIT : SCMS SCHOOL OF ENGINEERING AND TECHNOLOGY
VIDYA NAGAR, PALISSERY, KARUKUTTY - 683 582

SCHEDULE - I - ISSUED, SUBSCRIBED, CALLED UP AND PAID UP CAPITAL AS ON 31-03-2024

1	Dr.G.P.C.Nayar	:		35,000.00
2	Dr.Radha.P.Thevannoor	:		35,000.00
3	Pramod.P.Thevannoor	:		30,000.00
	TOTAL			<u><u>1,00,000.00</u></u>

SCHEDULE - II - CURRENT LIABILITIES & PROVISIONS AS ON 31-03-2024

1	<u>Sundry Creditors</u>			
	Indo Quartz	:	3,12,648.00	
	India Pest Control	:	1,46,112.00	
	OSPYN Technologies Pvt.Ltd.	:	2,59,611.00	
	Technocoat Industries	:	<u>1,43,046.00</u>	8,61,417.00
2	<u>Fees Payable</u>			
	Examination Fee	:	1,65,610.00	
	KTU Sports Fee	:	2,84,080.00	
	KTU Exam Fee	:	36,97,603.00	
	Special Fee Payable	:	1,59,845.00	
	Tuition Fee Payable	:	<u>3,44,300.00</u>	46,51,438.00
3	<u>Expenses Payable</u>			
	Exam Expenses Payable	:	26,33,005.79	
	Salary Payable	:	35,403.00	
	KTU Valuation Camp. Exp. Payable	:	50,191.00	
	Grant/Stipend Payable	:	1,07,704.00	
	Sundry Expenses Payable	:	<u>11,89,774.00</u>	40,16,077.79
4	<u>Other Liabilities</u>			
	Advance Fees	:	13,98,503.00	
	Cautlon Deposit	:	1,99,86,711.00	
	Employers Contribution to Provident Fund	:	1,56,081.00	
	Emploýees Contribution to Provident Fund	:	1,54,309.00	
	Employees Contribution to E S I	:	6,627.00	
	Employers Contribution to E S I	:	28,651.00	
	Hostel Deposit	:	52,68,900.00	
	Mess Security Deposit - N Muralidharan	:	5,00,000.00	
	PTA Fund	:	1,67,88,036.00	
	Retention Money - Truecoat - Deepu Skaria	:	30,701.00	
	Security Deposit	:	9,320.00	
	Mess Advance	:	60,320.22	
	I.T Deducted at Source	:	3,72,219.00	
	Research & Development Fund	:	<u>50,000.00</u>	4,48,10,378.22
	TOTAL			<u><u>5,43,39,311.01</u></u>



For SUBHASH CHANDRAN ASSOCIATES
 CHARTERED ACCOUNTANTS

[Signature]
 C.SUBHASH CHANDRAN B.Com, FCA
 PARTNER (M. No. 015633)
 FRN 004055S

[Handwritten Signature]
 6/12/24

PRATHAP FOUNDATION FOR EDUCATION AND TRAINING
UNIT: SCMS SCHOOL OF ENGINEERING AND TECHNOLOGY
VIDYA NAGAR, PALISSERRY, KARUKUTTY - 683 582

SCHEDULE - III STATEMENT OF FIXED ASSETS AS ON 31.03.2024

Sl. NO	ASSETS	ORIGINAL COST AS ON 01.04.2023	ADDITIONS DURING THE YEAR		ORIGINAL COST AS ON 31.03.2024	DEPRECIATION UP TO 31.03.2023	BALANCE	RATE OF DEPRECIATION	AMOUNT OF DEPRECIATION FOR THE YEAR	DEPRECIATION UP TO 31.03.2024	W.D.V AS ON 31.03.2024
			Up to 30.09.2023	After 30.09.2023							
1	Air Conditioner	64,70,537.00	NIL	29,900.00	65,00,437.00	41,47,959.24	23,52,477.76	10%	2,33,752.78	43,81,712.02	21,18,724.98
2	Automobile Lab Equipment	36,44,390.00	NIL	NIL	36,44,390.00	30,49,022.55	5,95,367.45	15%	89,305.12	31,38,327.67	5,06,062.33
3	Building	29,95,87,177.25	22,68,344.00	18,31,924.00	30,36,87,445.25	21,96,70,554.79	8,40,16,890.46	10%	83,10,092.85	22,79,80,647.64	7,57,06,797.61
4	Board	5,14,546.00	NIL	NIL	5,14,546.00	3,60,370.90	1,54,175.10	10%	15,417.51	3,75,788.41	1,38,757.59
5	Computer	3,45,30,411.00	10,43,397.00	5,62,860.00	3,61,36,668.00	2,99,50,962.31	61,85,705.69	15%	8,85,641.35	3,08,36,603.66	53,00,064.34
6	Computer Accessories	1,70,17,005.17	2,55,849.00	2,42,980.00	1,75,15,834.17	1,18,94,385.82	56,21,448.35	15%	8,24,993.75	1,27,19,379.57	47,96,454.60
7	Civil Lab Equipment	3,48,912.00	NIL	NIL	3,48,912.00	2,25,410.88	1,23,501.12	15%	18,525.17	2,43,936.05	1,04,975.95
8	Chemistry Lab Equipment	2,97,833.00	NIL	NIL	2,97,833.00	2,16,676.33	81,156.67	15%	12,173.50	2,28,849.83	68,983.17
9	Camera	9,44,232.00	NIL	NIL	9,44,232.00	5,50,444.43	3,93,787.57	15%	59,068.14	6,09,512.57	3,34,719.43
10	Compound Wall	54,99,766.00	5,700.00	NIL	55,05,466.00	44,62,683.12	10,42,782.88	10%	1,04,278.29	45,66,961.41	9,38,504.59
11	Computer Lab Equipment	3,63,479.00	NIL	NIL	3,63,479.00	3,50,195.92	13,283.08	15%	1,992.46	3,52,188.38	11,290.62
12	Canteen Equipment	30,72,917.00	NIL	NIL	30,72,917.00	26,95,947.02	3,76,969.98	15%	56,545.50	27,52,492.52	3,20,424.48
13	Dish Antenna	8,825.00	NIL	NIL	8,825.00	NIL	8,825.00	NIL	NIL	NIL	8,825.00
14	DVD Player	67,500.00	NIL	NIL	67,500.00	55,617.51	11,882.49	10%	1,188.25	56,805.76	10,694.24
15	Environment Lab Equipment	22,86,949.00	NIL	NIL	22,86,949.00	16,72,298.72	6,14,650.28	15%	92,197.54	17,64,496.26	5,22,452.74
16	Electrical Measurement Lab Equipment	5,21,010.00	NIL	NIL	5,21,010.00	4,89,653.14	31,356.86	15%	4,703.53	4,94,356.67	26,653.33
17	EPABX Telephone	3,71,295.00	NIL	NIL	3,71,295.00	2,18,433.47	1,52,861.53	10%	15,286.15	2,33,719.62	1,37,575.38
18	ETP Equipment	33,26,972.60	NIL	NIL	33,26,972.60	21,99,980.49	11,26,992.11	15%	1,69,048.82	23,69,029.31	9,57,943.29
19	Electrical Lab Equipment	32,23,535.90	NIL	NIL	32,23,535.90	27,97,432.79	4,26,103.11	15%	63,915.47	28,61,348.26	3,62,187.64
20	Electronic Lab Equipment	78,95,224.30	1,34,814.00	4,23,235.00	84,53,273.30	62,89,592.20	21,63,681.10	15%	2,92,809.55	65,82,401.75	18,70,871.55
21	Electrical Fixtures & Fittings	2,71,62,562.40	71,089.00	9,09,470.00	2,81,43,121.40	1,87,68,056.86	93,75,064.54	10%	8,92,834.88	1,96,60,089.81	84,83,031.59
22	Furniture, Fixtures & Fittings	4,71,13,596.28	5,27,168.00	9,91,729.00	4,86,32,493.28	3,12,89,033.11	1,73,43,460.17	10%	1,68,428.88	3,19,73,792.68	1,56,58,700.60

Total

6,12,24

1,56,58,700.60

PRATHAP FOUNDATION FOR EDUCATION AND TRAINING
UNIT: SCMS SCHOOL OF ENGINEERING AND TECHNOLOGY
VIDYA NAGAR, PALLISSERRY, KARUKUTTY - 683 682

SCHEDULE - III STATEMENT OF FIXED ASSETS AS ON 31.03.2024

Sl. NO	ASSETS	ORIGINAL COST AS ON 01.04.2023	ADDITIONS DURING THE YEAR		ORIGINAL COST AS ON 31.03.2024	DEPRECIATION UP TO 31.03.2023	BALANCE	RATE OF DEPRECIATION	AMOUNT OF DEPRECIATION FOR THE YEAR	DEPRECIATION UP TO 31.03.2024	W.D.V AS ON 31.03.2024
			Up to 30.09.2023	After 30.09.2023							
23	Fax Machine	17,500.00	NIL	NIL	17,500.00	17,124.31	375.69	15%	56.35	17,180.66	319.34
24	FAB Lab	31,50,000.00	NIL	NIL	31,50,000.00	21,40,182.17	10,09,817.83	15%	1,51,472.67	22,91,654.84	8,58,345.16
25	Generator	31,62,022.00	NIL	NIL	31,62,022.00	27,57,460.75	4,04,561.25	15%	60,684.19	28,18,144.94	3,43,877.06
26	Geo Tech Lab Equipment	59,23,875.00	NIL	NIL	59,23,875.00	53,45,501.50	5,78,373.50	15%	86,756.03	54,32,257.53	4,91,617.47
27	Hydraulic Lab Equipment	10,76,291.00	NIL	NIL	10,76,291.00	10,25,876.11	50,414.89	15%	7,562.23	10,33,438.34	42,852.66
28	Heat Engine Lab Equipment	17,63,341.00	NIL	24,935.00	17,88,276.00	16,29,972.13	1,58,303.87	15%	21,875.46	16,51,847.59	1,36,428.41
29	Jeep	3,00,000.00	NIL	NIL	3,00,000.00	3,00,000.00	NIL	15%	NIL	3,00,000.00	NIL
30	Lift	20,52,992.00	NIL	NIL	20,52,992.00	15,26,276.20	5,26,715.80	15%	79,007.37	16,05,283.57	4,47,708.43
31	Land Development	71,97,507.00	NIL	1,08,240.00	73,05,747.00	NIL	73,05,747.00	NIL	NIL	NIL	73,05,747.00
32	Land	3,10,04,541.00	NIL	NIL	3,10,04,541.00	NIL	3,10,04,541.00	NIL	NIL	NIL	3,10,04,541.00
33	Lab Equipments - Research	83,300.00	NIL	NIL	83,300.00	27,629.57	55,670.43	15%	8,350.56	35,980.13	47,319.87
34	Microprocessor Lab Equipment	39,225.00	NIL	NIL	39,225.00	38,189.30	1,035.70	15%	155.36	38,344.66	880.34
35	Mike	1,19,428.00	NIL	NIL	1,19,428.00	85,446.29	33,981.71	10%	3,398.17	88,844.46	30,583.54
36	Machine Shop Equipment	49,59,465.57	NIL	NIL	49,59,465.57	47,46,830.31	2,12,635.26	15%	31,895.29	47,78,725.60	1,80,739.97
37	Mechanical Lab Equipment	2,76,887.00	1,81,563.00	92,520.00	5,50,970.00	20,766.53	5,30,203.47	15%	72,591.52	93,358.05	4,57,611.95
38	Office Equipment	7,18,272.60	NIL	14,739.00	7,33,011.60	4,55,110.82	2,77,900.78	10%	27,053.13	4,82,163.95	2,50,847.65
39	Projector	30,96,388.00	4,91,000.00	NIL	35,87,388.00	23,78,725.67	12,08,662.33	15%	1,81,299.35	25,60,025.02	10,27,362.98
40	Pump	7,29,848.00	NIL	34,300.00	7,64,148.00	6,26,464.54	1,37,683.46	15%	18,080.02	6,44,544.56	1,19,603.44
41	Pager/Mobile Phone	6,26,447.00	NIL	NIL	6,26,447.00	NIL	6,26,447.00	NIL	NIL	NIL	6,26,447.00
42	Power & Electronics Lab Equipment	16,58,174.00	NIL	NIL	16,58,174.00	11,56,054.75	5,02,119.25	15%	75,817.89	12,31,372.64	4,26,801.36
43	Physics Lab Equipment	3,76,620.00	NIL	NIL	3,76,620.00	2,70,476.12	1,06,143.88	15%	15,921.58	2,86,397.70	90,222.30
44	Photocopier	78,500.00	77,500.00	2,76,138.00	4,32,138.00	40,953.70	3,91,184.30	10%	5,25,311.83	66,265.23	3,65,872.77

CHAIRMAN
PRATHAP FOUNDATION FOR EDUCATION AND TRAINING
 15/09/2024
 15/09/2024
 15/09/2024

16/12/24

PRATHAP FOUNDATION FOR EDUCATION AND TRAINING
UNIT: SCMS SCHOOL OF ENGINEERING AND TECHNOLOGY
VIDYA NAGAR, PALISSERRY, KARUKUTTY - 683 582

SCHEDULE - III STATEMENT OF FIXED ASSETS AS ON 31.03.2024

Sl. NO	ASSETS	ORIGINAL COST AS ON 01.04.2023	ADDITIONS DURING THE YEAR		ORIGINAL COST AS ON 31.03.2024	DEPRECIATION UP TO 31.03.2023	BALANCE	RATE OF DEPRECIATION	AMOUNT OF DEPRECIATION FOR THE YEAR	DEPRECIATION UP TO 31.03.2024	W.D.V AS ON 31.03.2024
			Up to 30.09.2023	After 30.09.2023							
45	Reference Book	1,12,12,393.95	8,491.00	31,013.00	1,12,51,897.95	NIL	1,12,51,897.95	NIL	NIL	1,12,51,897.95	
46	SMT & MT Lab Equipment	2,21,48,665.95	NIL	NIL	2,21,48,665.95	1,80,00,796.86	41,47,869.09	15%	6,22,180.36	1,86,22,977.22	35,25,688.73
47	Survey Lab Equipment	18,11,654.00	NIL	NIL	18,11,654.00	13,52,978.41	4,58,675.59	15%	68,801.34	14,21,779.75	3,89,874.25
48	Sports Equipment	7,66,275.00	76,961.00	NIL	8,43,236.00	6,15,844.49	2,27,391.51	15%	34,108.73	6,49,953.22	1,93,282.78
49	Television	9,63,120.00	NIL	NIL	9,63,120.00	6,32,425.67	3,30,694.33	10%	33,069.43	6,65,495.10	2,97,624.90
50	Tools	50,820.68	NIL	NIL	50,820.68	43,451.72	7,368.96	15%	1,105.34	44,557.06	6,263.62
51	Transportation Lab Equipment	6,75,783.00	NIL	NIL	6,75,783.00	6,03,387.34	72,395.66	15%	10,859.35	6,14,246.69	61,536.31
52	Utensils	9,35,321.00	NIL	NIL	9,35,321.00	7,73,637.85	1,61,683.15	15%	24,252.47	7,97,890.32	1,37,430.68
53	UPS	23,94,972.00	5,12,128.00	1,13,236.00	30,20,336.00	16,17,861.83	14,02,474.17	10%	1,34,585.62	17,52,447.45	12,67,888.55
54	Solar Panel	22,34,649.00	NIL	NIL	22,34,649.00	15,08,422.15	7,26,226.85	15%	1,08,934.03	16,17,356.18	6,17,297.82
55	Water Tank	3,63,347.50	NIL	NIL	3,63,347.50	2,48,864.73	1,14,482.77	15%	17,172.42	2,66,037.15	97,310.35
56	Workshop Equipment	13,51,664.85	50,439.00	NIL	14,02,103.85	11,28,552.58	2,73,551.27	15%	41,032.69	11,69,585.27	2,32,518.58
57	Wet Grinder	92,570.60	NIL	NIL	92,570.60	74,201.18	18,369.42	15%	2,755.41	76,956.59	15,614.01
58	Water Filter	3,22,860.00	82,836.00	NIL	4,05,696.00	1,89,393.52	2,16,302.48	10%	21,630.25	2,11,023.77	1,94,672.23
59	Water Cooler	5,32,813.00	NIL	NIL	5,32,813.00	3,57,628.76	1,75,184.24	10%	17,518.42	3,75,147.18	1,57,665.82
60	Water Heater	2,23,550.00	NIL	NIL	2,23,550.00	1,09,040.26	1,14,509.74	10%	11,450.97	1,20,491.23	1,03,058.77
	TOTAL	57,87,59,760.60	57,87,279.00	56,87,219.00	59,02,34,258.60	39,32,00,239.72	19,70,34,018.88		1,58,43,973.78	40,90,44,213.50	18,11,90,045.10

DIRECTORS : 1) DR.G.P.C.NAYAR

2) PRAMOD.P.THEVANNOR



For SUBHASH CHANDRAN ASSOCIATES
CHARTERED ACCOUNTANTS
C.SUBHASH CHANDRAN B.Com, FCA
PARTNER (M. No. 015633)
FRN 00409955

(Signature)

PRATHAP FOUNDATION FOR EDUCATION AND TRAINING
UNIT : SCMS SCHOOL OF ENGINEERING AND TECHNOLOGY
VIDYA NAGAR, PALISSERY, KARUKUTTY - 683 582

SCHEDULE -IV CURRENT ASSETS, LOANS AND ADVANCES AS ON 31-03-2024

1 Advance - Mini Roy	:	10,00,000.00	
2 Advance - Anoop.P.V	:	4,170.00	
3 Advance - Rakesh.A	:	50,000.00	
4 Advance - Praveensal.CJ	:	41,695.56	
5 Blue Star Engineering & Electronics Ltd.	:	29,500.00	
6 Cadensworth India Ltd.	:	82,240.00	
7 Crescent Contractors Pvt.Ltd.	:	33,819.00	
8 Elico Ltd.	:	10,500.00	
9 Exam Fee Receivable	:	5,000.00	
10 Advance - Income Tax	:	48,39,050.00	
11 Kerala Electrical and Allied Engineering Co.Ltd.	:	7,965.00	
12 NSS	:	1,76,497.00	
13 Ramachandran - Stores	:	99,121.00	
14 Siemens Ltd.	:	74,066.00	
15 Nano Grass Cutting	:	1,773.00	
16 Tax Deducted at Source	:	97,79,653.00	
17 Directorate of Environment & Climate Change	:	1,19,000.00	
TOTAL			1,63,54,049.56

SCHEDULE -V CASH AND BANK BALANCES AS ON 31-03-2024

1 Current Accounts With Banks			
ICICI Bank, Edappally	:	5,40,959.69	
Account No.626405019230			
State Bank of India, Ernakulam	:	7,78,579.51	
Account No.30087958094			
State Bank of India, Angamaly	:	37,76,680.22	
Account No.30848657935			
State Bank of India, Kalamassery	:	9,260.00	
Account No.33066792074			
Union Bank of India, Pallisserry	:	51,17,847.22	
A/C. No. 345801010030000			
State Bank of India, Kalamassery	:	41,13,765.00	
RD A/C. No: 40030661693			
Union Bank of India, Pallisserry	:	37,016.31	
A/C. No. 588801010050045			
Union Bank of India, Pallisserry	:	58,62,383.51	
A/C. No. 588802010005591			
Union Bank of India, Pallisserry	:	11,10,764.49	
A/C. No. 50081			
Union Bank of India, Kalamassery	:	15,64,675.00	
RD A/C. No. 550403800000431			
2 Fixed Deposit With Banks			
Fixed Deposit with Union Bank of India, Palissery	:	11,84,66,359.00	
Fixed Deposit with Union Bank of India, Kalamassery	:	3,96,73,344.00	
KTU SSET - Fixed Deposit with Union Bank of India, Kalamassery	:	26,14,998.00	
3 Cash in Hand	:	1,47,907.00	
TOTAL			18,38,14,538.95

Subhash Chandran
6/12/24



For SUBHASH CHANDRAN ASSOCIATES
CHARTERED ACCOUNTANTS