

SCMS SCHOOL OF ENGINEERING AND TECHNOLOGY

4.1.2 Percentage of expenditure, excluding salary for infrastructure augmentation during last five years (INR in Lakhs) & 4.4.1 Percentage of expenditure incurred on maintenance of infrastructure (physical and academic support facilities) excluding salary component during the last five years (INR in lakhs)

Year	Budget allocated for infrastructure augmentation (INR in Rs)	Expenditure for infrastructure augmentation (INR in Rs)	Expenditure on maintenance of academic facilities (excluding salary for human resources) (INR in Rs)	Expenditure on maintenance of physical facilities (excluding salary for human resources) (INR in Rs)	Total expenditure excluding Salary (INR in Rs)	% Expenditure Maintenance Aca+ Maintenance Phy to Total Expenditure	% Expenditure on Infrastructure Augumentation to Total Expenditure
2018-19	6200000	5886245	2983942	17319503	70429978	29	8
2019-20	2915000	2591330	1584153	17566829	58897579	33	4
2020-21	700000	542944	1367175	6318930	32481696	24	2
2021-22	2080000	2006605	1653703	6506769	33236420	25	6
2022-23	2800000	6423088	3172431	14112851	49272224	35	13

[Signature]

15/12/2023



PRINCIPAL
SCMS SCHOOL OF ENGINEERING & TECHNOLOGY
VIDYANAGAR, PALLISSERY, KARUKUTTY
ERNAKULAM, KERALA-683 576

FINANCE MANAGER
SCMS GROUP OF EDUCATIONAL
INSTITUTIONS

Audited Statement- Financial Year 2022-2023

SUBHASH CHANDRAN ASSOCIATES
CHARTERED ACCOUNTANTS

"Sreekovil", 52-Krishna Vihar
Panampilly Nagar
KOCHI - 682 036
Phone Off : 2322587
Res : 2313905

Date : 07.12.2023

This is to certify that SCMS School of Engineering & Technology, Vidya Nagar, Karukutty, Ernakulam - 683 576 has spend the following amounts under different heads as listed below during the Financial Year 2022-2023

A. Infrastructure- Physical facilities

	Amount(Rs.)
Air Conditioner	3,50,774.00
Building	21,42,653.00
Camera	27,553.00
Electrical Fixtures & Fittings	13,11,454.00
Furniture, Fixtures & Fittings	17,31,362.00
Civil Lab Equipments	42,716.00
Environment Lab Equipment	1,14,106.00
Electronic Lab Equipment	86,612.00
Mechanical Lab Equipment	2,76,887.00
Survey Lab Equipment	8,100.00
SM & MT Lab Equipment	92,677.00
Land Development	19,912.00
Office Equipment	22,400.00
Tools	3,600.00
UPS	51,500.00
Computer Accessories	1,40,782.00
Total	64,23,088.00

(Rupees: Sixty Four Lakh Twenty Three Thousand Eighty Eight Only)

B. Library

	Amount(Rs.)
Reference Books	4,506.00
Newspapers and Periodicals	41,905.00
Subscription	10,84,720.00
Total	11,31,131.00

(Rupees: Eleven Lakh Thirty One Thousand One Hundred Thirty One Only)



Joshi
PRINCIPAL
SCMS SCHOOL OF ENGINEERING & TECHNOLOGY
VIDYANAGAR, PALLISSERY, KARUKUTTY
ERNAKULAM, KERALA-683 576

(Contd....2)



**SUBHASH CHANDRAN ASSOCIATES
CHARTERED ACCOUNTANTS**

**"Sreekovil", 52-Krishna Vihar
Panampilly Nagar
KOCHI - 682 036
Phone Off : 2322587
Res : 2313905**

Date : 07.12.2023

C. Salaries & Allowances

	Amount(Rs.)
Salaries	9,53,32,806.00
Gratuity	45,67,888.00
Awards and Presentations	7,93,060.00
Faculty Development Expenses	15,01,504.00
Total	<u>10,21,95,258.00</u>

(Rs. Ten Crore Twenty One Lakh Ninety Five Thousand Two Hundred Fifty Eight Only)

D. Maintenance- Academics

	Amount(Rs.)
Internet Maintenance Charges	25,89,658.00
Lab Maintenance Charges	5,82,773.00
Total	<u>31,72,431.00</u>

(Rupees: Thirty One Lakh Seventy Two Thousand Four Hundred Thirty One Only)

E. Maintenance - Physical

	Amount(Rs.)
Office Maintenance Expenses	32,67,825.00
Repairs and Maintenance	22,01,156.00
Vehicle Maintenance Charges	2,60,791.00
General Insurance	8,64,856.00
Miscellaneous Expenses	1,571.00
Hostel Maintenance Expenses	35,98,296.00
ETP Maintenance Expenses	1,84,971.00
House Keeping Expenses	33,37,492.00
Garden Maintenance Expenses	2,73,861.00
Campus Maintenance	1,22,032.00
Total	<u>1,41,12,851.00</u>

(Rupees : One Crore Forty One Lakh Twelve Thousand Eight Hundred Fifty One Only)



UDIN - 23223576BGYJCN9808

PRINCIPAL
SCMS SCHOOL OF ENGINEERING & TECHNOLOGY
VIDYANAGAR, PALLISSERY, KARUKUTTY
ERNAKULAM, KERALA-683 576

For SUBHASH CHANDRAN ASSOCIATES
CHARTERED ACCOUNTANTS

S. ABHILASH CHANDRAN B.Com, FCA
PARTNER. (M. No. 223576)
FRN 004095S

PRATHAP FOUNDATION FOR EDUCATION AND TRAINING
 UNIT: SCMS SCHOOL OF ENGINEERING AND TECHNOLOGY
 VIDYA NAGAR, PALISSERY, KARUKUTTY - 683 582

A. INFRASTRUCTURE - PHYSICAL FACILITIES

SCHEDULE - III STATEMENT OF FIXED ASSETS AS ON 31.03.2023

SL. NO	ASSETS	ORIGINAL COST AS ON 01.04.2022	ADDITIONS DURING THE YEAR		ORIGINAL COST AS ON 31.03.2023	DEPRECIATION UP TO 31.03.2022	BALANCE	RATE OF DEPRECIATION	AMOUNT OF DEPRECIATION FOR THE YEAR	DEPRECIATION UP TO 31.03.2023	W.D.V.AS ON 31.03.2023
			Up to 30.09.2022	After 30.09.2022							
1	Air Conditioner	6,119,763.00	NIL	350,774.00	6,470,537.00	3,909,382.49	2,561,154.51	10%	238,576.75	4,147,959.24	2,322,577.7
2	Automobile Lab Equipment	3,644,390.00	NIL	NIL	3,644,390.00	2,943,957.71	700,432.29	15%	105,064.84	3,049,022.55	595,367.4
3	Building	297,444,524.25	446,354.00	1,696,299.00	299,587,177.25	210,885,168.90	88,702,008.35	10%	8,785,385.89	219,670,554.79	79,916,622.4
4	Board	514,546.00	NIL	NIL	514,546.00	343,240.33	171,305.67	10%	17,130.57	360,370.90	154,175.1
5	Computer	34,530,411.00	NIL	NIL	34,530,411.00	29,142,824.30	5,387,586.70	15%	808,138.01	29,950,962.31	4,579,448.6
6	Computer Accessories	16,876,223.17	63,785.00	76,997.00	17,017,005.17	10,997,188.02	6,019,817.15	15%	897,197.80	11,894,385.82	5,122,619.3
7	Civil Lab Equipment	306,196.00	NIL	42,716.00	348,912.00	207,385.62	141,526.38	15%	18,025.26	225,410.88	123,501.1
8	Chemistry Lab Equipment	297,833.00	NIL	NIL	297,833.00	202,354.56	95,478.44	15%	14,321.77	216,676.33	81,156.6
9	Camera	916,679.00	27,553.00	NIL	944,232.00	480,952.50	463,279.50	15%	69,491.93	550,444.43	393,787.5
10	Compound Wall	5,499,766.00	NIL	NIL	5,499,766.00	4,347,451.69	1,152,314.31	10%	115,231.43	4,462,683.12	1,037,082.8
11	Computer Lab Equipment	363,479.00	NIL	NIL	363,479.00	347,851.85	15,627.15	15%	2,344.07	350,195.92	13,283.0
12	Canteen Equipment	3,072,917.00	NIL	NIL	3,072,917.00	2,629,422.90	443,494.10	15%	66,524.12	2,695,947.02	376,969.9
13	Dish Antenna	8,825.00	NIL	NIL	8,825.00	NIL	8,825.00	NIL	NIL	NIL	8,825.0
14	DVD Player	67,500.00	NIL	NIL	67,500.00	54,297.23	13,202.77	10%	1,320.28	55,617.51	11,882.4
15	Environment Lab Equipment	2,172,843.00	NIL	114,106.00	2,286,949.00	1,573,899.20	713,049.80	15%	98,399.52	1,672,298.72	614,650.2
16	Electrical Measurement Lab Equipment	521,010.00	NIL	NIL	521,010.00	484,119.58	36,890.42	15%	5,533.56	489,653.14	31,356.8
17	EPABX Telephone	371,295.00	NIL	NIL	371,295.00	201,448.86	169,846.14	10%	16,984.61	218,433.47	152,861.5
18	ETP Equipment	3,326,972.60	NIL	NIL	3,326,972.60	2,001,099.53	1,325,873.07	15%	198,880.96	2,199,980.49	1,126,992.1
19	Electrical Lab Equipment	3,223,535.90	NIL	NIL	3,223,535.90	2,722,238.12	501,297.78	15%	75,194.67	2,797,432.79	426,103.1
20	Electronic Lab Equipment	7,808,612.30	83,780.00	2,832.00	7,895,224.30	6,006,495.24	1,888,729.06	15%	283,096.96	6,289,592.20	1,605,632.1
21	Electrical Fixtures & Fittings	25,851,108.40	722,386.00	589,068.00	27,162,562.40	17,868,060.02	9,294,502.38	10%	899,996.84	18,768,056.86	8,394,505.5
22	Furniture, Fixtures & Fittings	45,382,234.28	1,166,050.00	565,312.00	47,113,596.28	29,562,154.53	17,551,441.75	10%	1,726,878.58	31,289,033.11	15,824,563.1
23	Fax Machine	17,500.00	NIL	NIL	17,500.00	17,058.01	441.99	15%	66.30	17,124.31	375.6
24	FAB Lab	3,150,000.00	NIL	NIL	3,150,000.00	1,961,979.02	1,188,020.98	15%	178,203.15	2,140,182.17	1,009,817.8
25	Generator	3,162,022.00	NIL	NIL	3,162,022.00	2,686,067.59	475,954.41	15%	71,393.16	2,757,460.75	404,561.2
26	Geo Tech Lab Equipment	5,923,875.00	NIL	NIL	5,923,875.00	5,243,435.59	680,439.41	15%	102,065.91	5,345,501.50	578,373.5
27	Hydraulic Lab Equipment	1,076,291.00	NIL	NIL	1,076,291.00	1,016,979.36	59,311.64	15%	8,396.75	1,025,876.11	50,414.8
28	Heat Engine Lab Equipment	1,763,341.00	NIL	NIL	1,763,341.00	1,606,436.45	156,904.55	15%	23,535.68	1,629,972.13	133,368.8
29	Jeep	300,000.00	NIL	NIL	300,000.00	300,000.00	NIL	15%	NIL	300,000.00	NIL
30	Lift	2,052,992.00	NIL	NIL	2,052,992.00	1,433,326.35	619,665.65	15%	92,948.85	1,526,276.20	526,715.8
31	Land Development Engineering & Technology	7,177,595.00	NIL	239,912.00	7,197,507.00	NIL	7,197,507.00	NIL	NIL	NIL	7,197,507.0
32	Land	31,004,541.00	NIL	NIL	31,004,541.00	NIL	31,004,541.00	NIL	NIL	NIL	31,004,541.0

PRINCIPAL
 SCMS SCHOOL OF ENGINEERING & TECHNOLOGY
 KARUKUTTY - 683 576
 VIDYANAGAR, PALISSERY, KERALA - 683 576

PRINCIPAL
 SCMS SCHOOL OF ENGINEERING & TECHNOLOGY
 KARUKUTTY - 683 576
 VIDYANAGAR, PALISSERY, KERALA - 683 576

**A - INFRASTRUCTURE
PHYSICAL FACILITIES**

PRATHAP FOUNDATION FOR EDUCATION AND TRAINING
UNIT: SCMS SCHOOL OF ENGINEERING AND TECHNOLOGY
VIDYA NAGAR, PALISSERRY, KARUKUTTY - 683 582

SCHEDULE - III STATEMENT OF FIXED ASSETS AS ON 31.03.2023

Sl. NO	ASSETS	ORIGINAL COST AS ON 01.04.2022	ADDITIONS DURING THE YEAR		ORIGINAL COST AS ON 31.03.2023	DEPRECIATION UP TO 31.03.2022	BALANCE	RATE OF DEPRECIATION	AMOUNT OF DEPRECIATION FOR THE YEAR	DEPRECIATION UP TO 31.03.2023	W.D.V.A.S ON 31.03.2023
			Up to 30.09.2022	After 30.09.2022							
33	Lab Equipments - Research	83,300.00	NIL	NIL	83,300.00	17,805.38	65,494.62	15%	9,824.19	27,629.57	55,670.43
34	Microprocessor Lab Equipment	39,225.00	NIL	NIL	39,225.00	38,006.53	1,218.47	15%	182.77	38,189.30	1,035.70
35	Mike	119,428.00	NIL	NIL	119,428.00	81,670.54	37,757.46	10%	3,775.75	85,446.29	33,981.71
36	Machine Shop Equipment	4,959,465.57	NIL	NIL	4,959,465.57	4,709,306.44	250,159.13	15%	37,523.87	4,746,830.31	212,635.26
37	Mechanical Lab Equipment	NIL	NIL	276,887.00	276,887.00	NIL	276,887.00	15%	20,766.53	20,766.53	256,120.47
38	Office Equipment	695,872.60	NIL	22,400.00	718,272.60	427,115.07	291,157.53	10%	27,995.75	455,110.82	263,161.78
39	Projector	3,096,388.00	NIL	NIL	3,096,388.00	2,252,079.38	844,308.62	15%	126,646.29	2,378,725.67	717,662.33
40	Pump	729,848.00	NIL	NIL	729,848.00	608,220.40	121,627.60	15%	18,244.14	626,464.54	103,383.46
41	Pager/Mobile Phone	626,447.00	NIL	NIL	626,447.00	NIL	626,447.00	NIL	NIL	NIL	626,447.00
42	Power & Electronics Lab Equipment	1,658,174.00	NIL	NIL	1,658,174.00	1,067,445.47	590,728.53	15%	88,609.28	1,156,054.75	502,119.25
43	Physics Lab Equipment	376,620.00	NIL	NIL	376,620.00	251,744.85	124,875.15	15%	18,731.27	270,476.12	106,143.88
44	Photocopier	78,500.00	NIL	NIL	78,500.00	36,781.89	41,718.11	10%	4,171.81	40,953.70	37,546.30
45	Reference Book	11,207,887.95	NIL	4,506.00	11,212,393.95	NIL	11,212,393.95	NIL	NIL	NIL	11,212,393.95
46	SM & MT Lab Equipment	22,055,988.95	92,677.00	NIL	22,148,665.95	17,268,819.96	4,879,845.99	15%	731,976.90	18,000,796.86	4,147,869.09
47	Survey Lab Equipment	1,803,554.00	NIL	8,100.00	1,811,654.00	1,272,750.37	538,903.63	15%	80,228.04	1,352,978.41	458,675.59
48	Sports Equipment	766,275.00	NIL	NIL	766,275.00	589,297.93	176,977.07	15%	26,546.56	615,844.49	150,430.51
49	Television	963,120.00	NIL	NIL	963,120.00	595,681.85	367,438.15	10%	36,743.82	632,425.67	330,694.33
50	Tools	47,220.68	3,600.00	NIL	50,820.68	42,151.32	8,669.36	15%	1,300.40	43,451.72	7,368.96
51	Transportation Lab Equipment	675,783.00	NIL	NIL	675,783.00	590,611.64	85,171.36	15%	12,775.70	603,387.34	72,395.66
52	Utensils	935,321.00	NIL	NIL	935,321.00	745,105.53	190,215.47	15%	28,532.32	773,637.85	161,683.15
53	UPS	2,343,472.00	NIL	51,500.00	2,394,972.00	1,534,377.37	860,594.63	10%	83,484.46	1,617,861.83	777,110.17
54	Solar Panel	2,234,649.00	NIL	NIL	2,234,649.00	1,380,264.47	854,384.53	15%	128,157.68	1,508,422.15	726,226.85
55	Water Tank	363,347.50	NIL	NIL	363,347.50	228,661.89	134,685.61	15%	20,202.84	248,864.73	114,482.77
56	Workshop Equipment	1,351,664.85	NIL	NIL	1,351,664.85	1,089,179.83	262,485.02	15%	39,372.75	1,128,552.58	223,112.27
57	Wet Grinder	92,570.60	NIL	NIL	92,570.60	70,959.52	21,611.08	15%	3,241.66	74,201.18	18,369.42
58	Water Filter	322,860.00	NIL	NIL	322,860.00	174,563.91	148,296.09	10%	14,829.61	189,393.52	133,466.48
59	Water Cooler	532,813.00	NIL	NIL	532,813.00	338,163.84	194,649.16	10%	19,464.92	357,628.76	175,184.24
60	Water Heater	223,550.00	NIL	NIL	223,550.00	96,316.95	127,233.05	10%	12,723.31	109,040.26	114,509.74
	TOTAL	572,332,166.60	2,606,185.00	3,821,409.00	578,759,760.60	376,683,357.88	202,076,402.72		16,516,881.84	393,700,239.72	185,559,520.88

For SUB WASH CHANDRAN ASSOCIATES
CHARTERED ACCOUNTANTS

2) PRAMOD.P.THEVANNOOR

SCHOOL OF ENGINEERING & TECHNOLOGY
KARUKUTTY ERNAKULAM
683 576
DIRECTORS
9925 * 19


SCMS SCHOOL OF ENGINEERING & TECHNOLOGY
VIDYA NAGAR, PALISSERRY, KARUKUTTY - 683 582
ERNAKULAM, KERALA - 683 576


PRATHAP FOUNDATION FOR EDUCATION AND TRAINING
UNIT: SCMS SCHOOL OF ENGINEERING AND TECHNOLOGY
VIDYA NAGAR, PALISSERY, KARUKUTTY - 683 582

INCOME AND EXPENDITURE ACCOUNT FOR THE YEAR ENDED 31-3-2023

EXPENDITURE	Amount (Rs.)	INCOME	Amount (Rs.)
To Salaries and Allowances	95,332,806.00	By Tuition Fee	121,577,674.00
To Rent, Rates and Taxes	3,262,718.00	By Admission Fee	61,950.00
To Travelling Expenses	849,250.00	By Prospectus	168,100.00
To Printing and Stationery	1,280,168.00	By Interest Received from Fixed Deposits	7,637,475.00
To Advertisement Expenses	207,480.00	By Transportation Fee	13,859,057.00
To Postage, Telephone and Telegram	108,244.44	By Miscellaneous Income	1,166,015.97
To Newspapers and Periodicals	41,905.00	By Hostel Fee	9,851,969.00
To Subscription	1,084,720.00	By Special Fee	32,893,140.00
To Interest on Term Loan & Demand Loan	3,918,489.00	By Rent Received	463,925.00
To Office Expenses	3,267,825.00	By Identity Card Fee	252,500.00
To Electricity and Water Charges	4,382,001.00	By Interest Received from Other Deposits	67,689.00
To Repairs and Maintenance	2,201,156.00	By PHD Course Work Fee	88,500.00
To Vehicle Maintenance Charges	260,791.00	By Application Fee	350,580.00
To General Insurance	864,856.00	By Donation Received	40,380,569.32
To Conveyance Charges	11,007.00	By Value added Courses and Special Facilities Fee	6,617,210.32
To Transport Charges	19,899,215.00	By Alumni Fee	3,500.00
To Commission and Bank Charges	12,734.98	By Revaluation Fee	114,000.00
To Examination Expenses	839,513.00	By Interest Received from Savings Account	76,126.00
To Fees and Charges	2,798,419.00	By Student Development & Workshop Income	4,000.00
To Miscellaneous Expenses	1,571.00	By Consultancy Income	11,500.00
To Hostel Expenses and Repairs	3,598,296.00	By Income from Funded Projects	3,688,220.34
To Lab Expenses	582,773.00	By Interest received from Recurring Deposit	118,029.00
To ETP Maintenance Expenses	184,971.00	By Testing Fee	128,900.00




PRINCIPAL
 SCMS SCHOOL OF ENGINEERING & TECHNOLOGY
 VIDYANAGAR, PALISSERY, KARUKUTTY
 ERNAKULAM, KERALA-683 576



PRATHAP FOUNDATION FOR EDUCATION AND TRAINING
UNIT: SCMS SCHOOL OF ENGINEERING AND TECHNOLOGY
VIDYA NAGAR, PALISSERY, KARUKUTTY - 683 582

INCOME AND EXPENDITURE ACCOUNT FOR THE YEAR ENDED 31-3-2023

EXPENDITURE	Amount (Rs.)	INCOME	Amount (Rs.)
To Consultancy Expenses	14,000.00		
To Faculty Development Expenses	1,501,503.80		
To Placement Expenses	253,554.00		
To Internet Charges	2,589,658.00		
To House Keeping Expenses	3,337,492.00		
To Medical Expenses	4,137.00		
To Campus Maintenance	122,032.00		
To Awards And Presentations	793,060.00		
To Student Development Expenses	1,008,780.00		
To Garden Expenses	273,861.00		
To Staff Welfare Expenses	139,559.00		
To Cultural Expenses	292,089.00		
To Gratuity	4,567,888.00		
To Donation & Gift	32,750.00		
To Seminar & Conference Expenses	1,153,025.04		
To Sports Expenses	312,860.00		
To Scholarship	36,237,000.00		
To Funded Project Expenses	3,551,945.32		
To Depreciation written off	16,516,881.84		
To Excess of Income Over Expenditure	21,887,644.53		
	239,580,629.95		239,580,629.95


DIRECTORS: 1) DR.G.P.C.NAVAR

2) PRAMOD.P.THEVANNOOR



PRINCIPAL
 SCMS SCHOOL OF ENGINEERING & TECHNOLOGY
 VIDYA NAGAR, PALISSERY, KARUKUTTY
 ERNAKULAM, KERALA-683 576

AUDITOR'S REPORT
 (As per our Report of even date)

For SUBHASH CHANDRAN ASSOCIATES
 CHARTERED ACCOUNTANTS

 C.SUBHASH CHANDRAN B.Com, FCA
 PARTNER, (M. No. 015633)