



SCMS SCHOOL OF ENGINEERING & TECHNOLOGY

VIDYA NAGAR, KARUKUTTY, ERNAKULAM – 683576, PHONE: 0484-2882900, 2450330

E-Mail: sset@scmsgroup.org Website: www.scmsgroup.org/sset

CRITERIA 4

INFRASTRUCTURE AND LEARNING RESOURCES

4.1.2.1 Expenditure for infrastructure development and augmentation, excluding salary year-wise during the last five years (INR in lakhs).

**Audited income and expenditure statement of the institution
(2018-19 to 2022-23)**

SCMS SCHOOL OF ENGINEERING AND TECHNOLOGY

4.1.2 Percentage of expenditure, excluding salary for infrastructure augmentation during last five years (INR in Lakhs) & 4.4.1 Percentage of expenditure incurred on maintenance of infrastructure (physical and academic support facilities) excluding salary component during the last five years (INR in lakhs)

Year	Budget allocated for infrastructure augmentation (INR in Rs)	Expenditure for infrastructure augmentation (INR in Rs)	Expenditure on maintenance of academic facilities (excluding salary for human resources) (INR in Rs)	Expenditure on maintenance of physical facilities (excluding salary for human resources) (INR in Rs)	Total expenditure excluding Salary (INR in Rs)	% Expenditure Maintenance Aca+ Maintenance Phy to Total Expenditure	% Expenditure on Infrastrure Augumentation to Total Expenditure
2018-19	6200000	5886245	2983942	17319503	70429978	29	8
2019-20	2915000	2591330	1584153	17566829	58897579	33	4
2020-21	700000	542944	1367175	6318930	32481696	24	2
2021-22	2080000	2006605	1653703	6506769	33236420	25	6
2022-23	2800000	6423088	3172431	14112851	49272224	35	13

Munib
15/12/2023

**FINANCE MANAGER
SCMS GROUP OF EDUCATIONAL
INSTITUTIONS**

**SUBHASH CHANDRAN ASSOCIATES
CHARTERED ACCOUNTANTS**

"Sreekovil", 52-Krishna Vihar
Panampilly Nagar
KOCHI - 682 036
Phone Off : 2322587
Res : 2313905

Date : 07.12.2023

This is to certify that SCMS School of Engineering & Technology, Vidya Nagar, Karukutty, Ernakulam - 683 576 has spend the following amounts under different heads as listed below during the Financial Year 2022-2023

A. Infrastructure- Physical facilities

	Amount(Rs.)
Air Conditioner	3,50,774.00
Building	21,42,653.00
Camera	27,553.00
Electrical Fixtures & Fittings	13,11,454.00
Furniture, Fixtures & Fittings	17,31,362.00
Civil Lab Equipments	42,716.00
Environment Lab Equipment	1,14,106.00
Electronic Lab Equipment	86,612.00
Mechanical Lab Equipment	2,76,887.00
Survey Lab Equipment	8,100.00
SM & MT Lab Equipment	92,677.00
Land Development	19,912.00
Office Equipment	22,400.00
Tools	3,600.00
UPS	51,500.00
Computer Accessories	1,40,782.00
Total	<u>64,23,088.00</u>

(Rupees: Sixty Four Lakh Twenty Three Thousand Eighty Eight Only)

B. Library

	Amount(Rs.)
Reference Books	4,506.00
Newspapers and Periodicals	41,905.00
Subscription	10,84,720.00
Total	<u>11,31,131.00</u>

(Rupees: Eleven Lakh Thirty One Thousand One Hundred Thirty One Only)

(Contd....2)



**SUBHASH CHANDRAN ASSOCIATES
CHARTERED ACCOUNTANTS**

"Sreekovil", 52-Krishna Vihar
Panampilly Nagar
KOCHI - 682 036
Phone Off : 2322587
Res : 2313905

Date : 07.12.2023

C. Salaries & Allowances

	Amount(Rs.)
Salaries	9,53,32,806.00
Gratuity	45,67,888.00
Awards and Presentations	7,93,060.00
Faculty Development Expenses	15,01,504.00
Total	<u>10,21,95,258.00</u>

(Rs. Ten Crore Twenty One Lakh Ninety Five Thousand Two Hundred Fifty Eight Only)

D. Maintenance- Academics

	Amount(Rs.)
Internet Maintenance Charges	25,89,658.00
Lab Maintenance Charges	5,82,773.00
Total	<u>31,72,431.00</u>

(Rupees: Thirty One Lakh Seventy Two Thousand Four Hundred Thirty One Only)

E. Maintenance - Physical


	Amount(Rs.)
Office Maintenance Expenses	32,67,825.00
Repairs and Maintenance	22,01,156.00
Vehicle Maintenance Charges	2,60,791.00
General Insurance	8,64,856.00
Miscellaneous Expenses	1,571.00
Hostel Maintenance Expenses	35,98,296.00
ETP Maintenance Expenses	1,84,971.00
House Keeping Expenses	33,37,492.00
Garden Maintenance Expenses	2,73,861.00
Campus Maintenance	1,22,032.00
Total	<u>1,41,12,851.00</u>

(Rupees : One Crore Forty One Lakh Twelve Thousand Eight Hundred Fifty One Only)



UDIN - 23223576BGYJCN9808

For SUBHASH CHANDRAN ASSOCIATES
CHARTERED ACCOUNTANTS


S. ABHILASH CHANDRAN B. Corri, FCA
PARTNER. (M. No. 223576)
FRN 004095S

**PRATHAP FOUNDATION FOR EDUCATION AND TRAINING
UNIT: SCMS SCHOOL OF ENGINEERING AND TECHNOLOGY
VIDYA NAGAR, PALISSERRY, KARUKUTTY - 683 582**

A. INFRASTRUCTURE- PHYSICAL FACILITIES

SCHEDULE - III STATEMENT OF FIXED ASSETS AS ON 31.03.2023

SL. NO	ASSETS	ORIGINAL COST AS ON 01.04.2022	ADDITIONS DURING THE YEAR		ORIGINAL COST AS ON 31.03.2023	DEPRECIATION UP TO 31.03.2022	BALANCE	RATE OF DEPRECIATION	AMOUNT OF DEPRECIATION FOR THE YEAR	DEPRECIATION UP TO 31.03.2023	W.D.V. AS ON 31.03.2023
			Up to 30.09.2022	After 30.09.2022							
1	Air Conditioner	6,119,763.00	NIL	350,774.00	6,470,537.00	3,909,382.49	2,561,154.51	10%	238,576.75	4,147,959.24	2,322,577.76
2	Automobile Lab Equipment	3,644,390.00	NIL	NIL	3,644,390.00	2,943,957.71	700,432.29	15%	105,064.84	3,049,022.55	595,367.45
3	Building	297,444,524.25	446,354.00	1,696,299.00	299,587,177.25	210,885,168.90	88,702,008.35	10%	8,785,385.89	219,670,554.79	79,916,622.46
4	Board	514,546.00	NIL	NIL	514,546.00	343,240.33	171,305.67	10%	17,130.57	360,370.90	154,175.10
5	Computer	34,530,411.00	NIL	NIL	34,530,411.00	29,142,824.30	5,387,586.70	15%	808,138.01	29,950,962.31	4,579,448.69
6	Computer Accessories	16,876,223.17	63,785.00	76,997.00	17,017,005.17	10,997,188.02	6,019,817.15	15%	897,197.80	11,894,385.82	5,122,619.35
7	Civil Lab Equipment	306,196.00	NIL	42,716.00	348,912.00	207,385.62	141,526.38	15%	18,025.26	225,410.88	123,501.12
8	Chemistry Lab Equipment	297,833.00	NIL	NIL	297,833.00	202,354.56	95,478.44	15%	14,321.77	216,676.33	81,156.67
9	Camera	916,679.00	27,553.00	NIL	944,232.00	480,952.50	463,279.50	15%	69,491.93	550,444.43	393,787.57
10	Compound Wall	5,499,766.00	NIL	NIL	5,499,766.00	4,347,451.69	1,152,314.31	10%	115,231.43	4,462,683.12	1,037,082.88
11	Computer Lab Equipment	363,479.00	NIL	NIL	363,479.00	347,851.85	15,627.15	15%	2,344.07	350,195.92	13,283.08
12	Canteen Equipment	3,072,917.00	NIL	NIL	3,072,917.00	2,629,422.90	443,494.10	15%	66,524.12	2,695,947.02	376,969.98
13	Dish Antenna	8,825.00	NIL	NIL	8,825.00	NIL	8,825.00	NIL	NIL	NIL	8,825.00
14	DVD Player	67,500.00	NIL	NIL	67,500.00	54,297.23	13,202.77	10%	1,320.28	55,617.51	11,882.49
15	Environment Lab Equipment	2,172,843.00	NIL	114,106.00	2,286,949.00	1,573,899.20	713,049.80	15%	98,399.52	1,672,298.72	614,650.28
16	Electrical Measurement Lab Equipment	521,010.00	NIL	NIL	521,010.00	484,119.58	36,890.42	15%	5,533.56	489,653.14	31,356.86
17	EPABX Telephone	371,295.00	NIL	NIL	371,295.00	201,448.86	169,846.14	10%	16,984.61	218,433.47	152,861.53
18	ETP Equipment	3,326,972.60	NIL	NIL	3,326,972.60	2,001,099.53	1,325,873.07	15%	198,880.96	2,199,980.49	1,126,992.11
19	Electrical Lab Equipment	3,223,535.90	NIL	NIL	3,223,535.90	2,722,238.12	501,297.78	15%	75,194.67	2,797,432.79	426,103.11
20	Electronic Lab Equipment	7,808,612.30	83,780.00	2,832.00	7,895,224.30	6,006,495.24	1,888,729.06	15%	283,096.96	6,289,592.20	1,605,632.10
21	Electrical Fixtures & Fittings	25,851,108.40	722,386.00	589,068.00	27,162,562.40	17,868,060.02	9,294,502.38	10%	899,996.84	18,768,056.86	8,394,505.54
22	Furniture, Fixtures & Fittings	45,382,234.28	1,166,050.00	565,312.00	47,113,596.28	29,562,154.53	17,551,441.75	10%	1,726,878.58	31,289,033.11	15,824,563.17
23	Fax Machine	17,500.00	NIL	NIL	17,500.00	17,058.01	441.99	15%	66.30	17,124.31	375.69
24	FAB Lab	3,150,000.00	NIL	NIL	3,150,000.00	1,961,979.02	1,188,020.98	15%	178,203.15	2,140,182.17	1,009,817.83
25	Generator	3,162,022.00	NIL	NIL	3,162,022.00	2,686,067.59	475,954.41	15%	71,393.16	2,757,460.75	404,561.25
26	Geo Tech Lab Equipment	5,923,875.00	NIL	NIL	5,923,875.00	5,243,435.59	680,439.41	15%	102,065.91	5,345,501.50	578,373.50
27	Hydraulic Lab Equipment	1,076,291.00	NIL	NIL	1,076,291.00	1,016,979.36	59,311.64	15%	8,396.75	1,025,876.11	50,414.89
28	Heat Engine Lab Equipment	1,763,341.00	NIL	NIL	1,763,341.00	1,606,436.45	156,904.55	15%	23,535.68	1,629,972.13	133,368.87
29	Jeep	300,000.00	NIL	NIL	300,000.00	300,000.00	NIL	15%	NIL	300,000.00	NIL
30	Lift	2,052,992.00	NIL	NIL	2,052,992.00	1,433,326.35	619,665.65	15%	89,948.85	1,526,276.20	526,715.80
31	Land Development	7,177,595.00	NIL	19,912.00	7,197,507.00	NIL	7,197,507.00	NIL	NIL	NIL	7,197,507.00
32	Land	31,004,541.00	NIL	NIL	31,004,541.00	NIL	31,004,541.00	NIL	NIL	NIL	31,004,541.00

A - INFRASTRUCTURE
PHYSICAL FACILITIES

PRATHAP FOUNDATION FOR EDUCATION AND TRAINING
UNIT: SCMS SCHOOL OF ENGINEERING AND TECHNOLOGY
VIDYA NAGAR, PALISSERRY, KARUKUTTY - 683 582

SCHEDULE - III STATEMENT OF FIXED ASSETS AS ON 31.03.2023

SL. NO	ASSETS	ORIGINAL COST AS ON 01.04.2022	ADDITIONS DURING THE YEAR		ORIGINAL COST AS ON 31.03.2023	DEPRECIATION UP TO 31.03.2022	BALANCE	RATE OF DEPRECIATION	AMOUNT OF DEPRECIATION FOR THE YEAR	DEPRECIATION UP TO 31.03.2023	W.D.V AS ON 31.03.2023
			Up to 30.09.2022	After 30.09.2022							
33	Lab Equipments - Research	83,300.00	NIL	NIL	83,300.00	17,805.38	65,494.62	15%	9,824.19	27,629.57	55,670.43
34	Microprocessor Lab Equipment	39,225.00	NIL	NIL	39,225.00	38,006.53	1,218.47	15%	182.77	38,189.30	1,035.70
35	Mike	119,428.00	NIL	NIL	119,428.00	81,670.54	37,757.46	10%	3,775.75	85,446.29	33,981.71
36	Machine Shop Equipment	4,959,465.57	NIL	NIL	4,959,465.57	4,709,306.44	250,159.13	15%	37,523.87	4,746,830.31	212,635.26
37	Mechanical Lab Equipment	NIL	NIL	276,887.00	276,887.00	NIL	276,887.00	15%	20,766.53	20,766.53	256,120.47
38	Office Equipment	695,872.60	NIL	22,400.00	718,272.60	427,115.07	291,157.53	10%	27,995.75	455,110.82	263,161.78
39	Projector	3,096,388.00	NIL	NIL	3,096,388.00	2,252,079.38	844,308.62	15%	126,646.29	2,378,725.67	717,662.33
40	Pump	729,848.00	NIL	NIL	729,848.00	608,220.40	121,627.60	15%	18,244.14	626,464.54	103,383.46
41	Pager/Mobile Phone	626,447.00	NIL	NIL	626,447.00	NIL	626,447.00	NIL	NIL	NIL	626,447.00
42	Power & Electronics Lab Equipment	1,658,174.00	NIL	NIL	1,658,174.00	1,067,445.47	590,728.53	15%	88,609.28	1,156,054.75	502,119.25
43	Physics Lab Equipment	376,620.00	NIL	NIL	376,620.00	251,744.85	124,875.15	15%	18,731.27	270,476.12	106,143.88
44	Photocopier	78,500.00	NIL	NIL	78,500.00	36,781.89	41,718.11	10%	4,171.81	40,953.70	37,546.30
45	Reference Book	11,207,887.95	NIL	4,506.00	11,212,393.95	NIL	11,212,393.95	NIL	NIL	NIL	11,212,393.95
46	SM & MT Lab Equipment	22,055,988.95	92,677.00	NIL	22,148,665.95	17,268,819.96	4,879,845.99	15%	731,976.90	18,000,796.86	4,147,869.09
47	Survey Lab Equipment	1,803,554.00	NIL	8,100.00	1,811,654.00	1,272,750.37	538,903.63	15%	80,228.04	1,352,978.41	458,675.59
48	Sports Equipment	766,275.00	NIL	NIL	766,275.00	589,297.93	176,977.07	15%	26,546.56	615,844.49	150,430.51
49	Television	963,120.00	NIL	NIL	963,120.00	595,681.85	367,438.15	10%	36,743.82	632,425.67	330,694.33
50	Tools	47,220.68	3,600.00	NIL	50,820.68	42,151.32	8,669.36	15%	1,300.40	43,451.72	7,368.96
51	Transportation Lab Equipment	675,783.00	NIL	NIL	675,783.00	590,611.64	85,171.36	15%	12,775.70	603,387.34	72,395.66
52	Utensils	935,321.00	NIL	NIL	935,321.00	745,105.53	190,215.47	15%	28,532.32	773,637.85	161,683.15
53	UPS	2,343,472.00	NIL	51,500.00	2,394,972.00	1,534,377.37	860,594.63	10%	83,484.46	1,617,861.83	777,110.17
54	Solar Panel	2,234,649.00	NIL	NIL	2,234,649.00	1,380,264.47	854,384.53	15%	128,157.68	1,508,422.15	726,226.85
55	Water Tank	363,347.50	NIL	NIL	363,347.50	228,661.89	134,685.61	15%	20,202.84	248,864.73	114,482.77
56	Workshop Equipment	1,351,664.85	NIL	NIL	1,351,664.85	1,089,179.83	262,485.02	15%	39,372.75	1,128,552.58	223,112.27
57	Wet Grinder	92,570.60	NIL	NIL	92,570.60	70,959.52	21,611.08	15%	3,241.66	74,201.18	18,369.42
58	Water Filter	322,860.00	NIL	NIL	322,860.00	174,563.91	148,296.09	10%	14,829.61	189,393.52	133,466.48
59	Water Cooler	532,813.00	NIL	NIL	532,813.00	338,163.84	194,649.16	10%	19,464.92	357,628.76	175,184.24
60	Water Heater	223,550.00	NIL	NIL	223,550.00	96,316.95	127,233.05	10%	12,723.31	109,040.26	114,509.74
	TOTAL	572,332,166.60	2,606,185.00	3,821,409.00	578,759,760.60	376,683,357.88	202,076,402.72		16,516,881.84	393,200,239.72	185,559,520.88

DIRECTORS: 1) DR.G.P.C.NAYAR

2) PRAMOD.P.THEVANNOOR

For SUBHASH CHANDRAN ASSOCIATES
CHARTERED ACCOUNTANTS

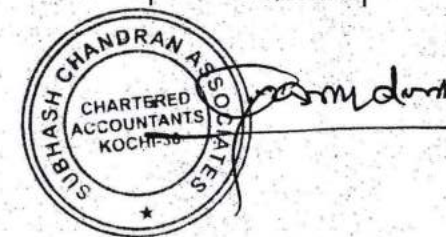
C.SUBHASH CHANDRAN B.Com. FCA

PRATHAP FOUNDATION FOR EDUCATION AND TRAINING
UNIT: SCMS SCHOOL OF ENGINEERING AND TECHNOLOGY
VIDYA NAGAR, PALISSERRY, KARUKUTTY - 683 582

C. SALARIES AND ALLOWANCES

INCOME AND EXPENDITURE ACCOUNT FOR THE YEAR ENDED 31-3-2023

EXPENDITURE	Amount (Rs.)	INCOME	Amount (Rs.)
To Salaries and Allowances	95,332,806.00	By Tuition Fee	121,577,674.00
To Rent, Rates and Taxes	3,262,718.00	By Admission Fee	61,950.00
To Travelling Expenses	849,250.00	By Prospectus	168,100.00
To Printing and Stationery	1,280,168.00	By Interest Received from Fixed Deposits	7,637,475.00
To Advertisement Expenses	207,480.00	By Transportation Fee	13,859,057.00
To Postage, Telephone and Telegram	108,244.44	By Miscellaneous Income	1,166,015.97
To Newspapers and Periodicals	41,905.00	By Hostel Fee	9,851,969.00
To Subscription	1,084,720.00	By Special Fee	32,893,140.00
To Interest on Term Loan & Demand Loan	3,918,489.00	By Rent Received	463,925.00
To Office Expenses	3,267,825.00	By Identity Card Fee	252,500.00
To Electricity and Water Charges	4,382,001.00	By Interest Received from Other Deposits	67,689.00
To Repairs and Maintenance	2,201,156.00	By PHD Course Work Fee	88,500.00
To Vehicle Maintenance Charges	260,791.00	By Application Fee	350,580.00
To General Insurance	864,856.00	By Donation Received	40,380,569.32
To Conveyance Charges	11,007.00	By Value added Courses and Special Facilities Fee	6,617,210.32
To Transport Charges	19,899,215.00	By Alumni Fee	3,500.00
To Commission and Bank Charges	12,734.98	By Revaluation Fee	114,000.00
To Examination Expenses	839,513.00	By Interest Received from Savings Account	76,126.00
To Fees and Charges	2,798,419.00	By Student Development & Workshop Income	4,000.00
To Miscellaneous Expenses	1,571.00	By Consultancy Income	11,500.00
To Hostel Expenses and Repairs	3,598,296.00	By Income from Funded Projects	3,688,220.34
To Lab Expenses	582,773.00	By Interest received from Recurring Deposit	118,029.00
To ETP Maintenance Expenses	184,971.00	By Testing Fee	128,900.00



PRATHAP FOUNDATION FOR EDUCATION AND TRAINING
UNIT: SCMS SCHOOL OF ENGINEERING AND TECHNOLOGY
VIDYA NAGAR, PALISSERRY, KARUKUTTY - 683 582

C. SALARIES AND ALLOWANCES

INCOME AND EXPENDITURE ACCOUNT FOR THE YEAR ENDED 31-3-2023

EXPENDITURE	Amount (Rs.)	INCOME	Amount (Rs.)
To Consultancy Expenses	14,000.00		
To Faculty Development Expenses	1,501,503.80		
To Placement Expenses	253,554.00		
To Internet Charges	2,589,658.00		
To House Keeping Expenses	3,337,492.00		
To Medical Expenses	4,137.00		
To Campus Maintenance	122,032.00		
To Awards And Presentations	793,060.00		
To Student Development Expenses	1,008,780.00		
To Garden Expenses	273,861.00		
To Staff Welfare Expenses	139,559.00		
To Cultural Expenses	292,089.00		
To Gratuity	4,567,888.00		
To Donation & Gift	32,750.00		
To Seminar & Conference Expenses	1,153,025.04		
To Sports Expenses	312,860.00		
To Scholarship	36,237,000.00		
To Funded Project Expenses	3,551,945.32		
To Depreciation written off	16,516,881.84		
To Excess of Income Over Expenditure	21,887,644.53		
	239,580,629.95		239,580,629.95

DIRECTORS : 1) DR.G.P.C.NAYAR


2) PRAMOD.P.THEVANNOOR

ERNAKULAM

AUDITOR'S REPORT

01.09.2023

(As per our Report of even date)



For SUBHASH CHANDRAN ASSOCIATES
 CHARTERED ACCOUNTANTS

(Signature)

C.SUBHASH CHANDRAN B.Com, FCA
 PARTNER, (M. No. 015633)
 FRN 004095S

**SUBHASH CHANDRAN ASSOCIATES
CHARTERED ACCOUNTANTS**

"Sreekovil", 52-Krishna Vihar
Panampilly Nagar
KOCHI - 682 036
Phone Off : 2322587
Res : 2313905

Date : 02.01.2023

This is to certify that SCMS School of Engineering & Technology, Vidya Nagar, Karukutty, Ernakulam - 683 576 has spend the following amounts under different heads as listed below during the Financial Year 2021-2022

A. Infrastructure- Physical facilities

	Amount(Rs.)
✓ Building	179260
✓ Electrical Fixtures & Fittings	787864
✓ Furniture, Fixtures & Fittings	90270
✓ Electronic Lab Equipment	140892
✓ Office Equipment	4700
✓ UPS	93644
✓ Computer	490231
✓ Computer Accessories	219744
Total	<u><u>2006605</u></u>

(Rupees: Twenty Lakh Six Thousand Six Hundred Five Only)

B. Library


	Amount(Rs.)
Newspapers and Periodicals	14235
Subscription	<u>1447991</u>
Total	<u><u>1462226</u></u>

(Rupees: Fourteen Lakh Sixty Two Thousand Two Hundred Twenty Six Only)

(Contd....2)



For SUBHASH CHANDRAN ASSOCIATES
CHARTERED ACCOUNTANTS


S. ABHILASH CHANDRAN B.Com, FCA
PARTNER. (M. No. 223576)
FRN 0040955

**SUBHASH CHANDRAN ASSOCIATES
CHARTERED ACCOUNTANTS**

"Sreekovil", 52-Krishna Vihar
Panampilly Nagar
KOCCHI - 682 036
Phone Off : 2322587
Res : 2313905

Date : 02.01.2023

C. Salaries & Allowances

	Amount(Rs.)
Salaries	94856621
Gratuity	2381394
Awards and Presentations	243757
Faculty Development Expenses	285691
Total	<u>97767463</u>

(Rs. Nine Crore Seventy Seven Lakh Sixty Seven Thousand Four Hundred Sixty Three Only)

D. Maintenance- Academics

	Amount(Rs.)
Internet Maintenance Charges	1332023
Lab Maintenance Charges	321680
Total	<u>1653703</u>

(Rupees: Sixteen Lakh Fifty Three Thousand Seven Hundred Three Only)

E. Maintenance - Physical


	Amount(Rs.)
Office Maintenance Expenses	892987
Repairs and Maintenance	1769992
Vehicle Maintenance Charges	162634
General Insurance	870891
Miscellaneous Expenses	30750
Hostel Maintenance Expenses	1258836
ETP Maintenance Expenses	25365
House Keeping Expenses	1392328
Garden Maintenance Expenses	69836
Campus Maintenance	33150
Total	<u>6506769</u>

(Rupees :Sixty Five Lakh Six Thousand Seven Hundred Sixty Nine Only)




UDIN - 23223576BGYJAL6336

For SUBHASH CHANDRAN ASSOCIATES
CHARTERED ACCOUNTANTS


S. ABHILASH CHANDRAN B.Com, FCA
PARTNER (C.A. No. 231576)

SCHEDULE - III STATEMENT OF FIXED ASSETS AS ON 31.03.2022

SL. NO.	ASSETS	ORIGINAL COST AS ON 01.04.2021	ADDITIONS DURING THE YEAR		ORIGINAL COST AS ON 31.03.2022	DEPRECIATION UP TO 31.03.2021	BALANCE	RATE OF DEPRECIATION	AMOUNT OF DEPRECIATION FOR THE YEAR	DEPRECIATION UP TO 31.03.2022	V.I. V.A.S
			Up to 30.09.2021	After 30.09.2021							
1	Air Conditioner	6119763.00	NIL	NIL	6119763.00	3663784.65	2455978.35	10%	245597.24	3903322.49	2103
2	Automobile Lab Equipment	3644390.00	NIL	NIL	3644390.00	2820352.01	824037.99	15%	123005.70	2963957.71	7004
3	Building	297265264.25	179260.00	NIL	297444524.25	201267462.75	96177061.50	10%	9617705.15	210825162.90	25932
4	Board	514546.00	NIL	NIL	514546.00	324206.37	190339.63	10%	19033.95	343240.32	1712
5	Computer	34040180.00	NIL	490731.00	34530411.00	28235329.38	6295081.62	15%	907494.92	29142224.30	3753
6	Computer Accessories	16656479.17	24395.00	196349.00	16876223.17	9976947.91	6899275.26	15%	1020240.11	10997182.02	31903
7	Civil Lab Equipment	306196.00	NIL	NIL	306196.00	189948.49	116247.51	15%	17437.13	207385.62	1821
8	Chemistry Lab Equipment	297833.00	NIL	NIL	297833.00	185505.42	112327.58	15%	16249.14	202354.56	1547
9	Camera	916679.00	NIL	NIL	916679.00	404059.59	512619.41	15%	76829.91	420952.50	13572
10	Compound Wall	5499766.00	NIL	NIL	5499766.00	4219416.77	1280349.23	10%	128034.92	4347451.59	11231
11	Computer Lab Equipment	363479.00	NIL	NIL	363479.00	345094.12	18384.88	15%	2757.73	34781.85	452
12	Canteen Equipment	3072917.00	NIL	NIL	3072917.00	2551159.24	521577.76	15%	78263.66	2629422.90	1325
13	Dish Antenna	8825.00	NIL	NIL	8825.00	NIL	8825.00	NIL	NIL	NIL	52
14	DVD Player	67500.00	NIL	NIL	67500.00	52830.25	14669.75	10%	1466.98	5497.23	320
15	Environment Lab Equipment	2172843.00	NIL	NIL	2172843.00	1468203.23	704639.77	15%	105655.97	1573899.20	11224
16	Electrical Measurement Lab Equipment	521010.00	NIL	NIL	521010.00	477609.51	43400.49	15%	6510.07	484119.58	3399
17	EPABX Telephone	371295.00	NIL	NIL	371295.00	182577.07	188717.93	10%	18871.79	201448.85	4934
18	ETP Equipment	3326972.60	NIL	NIL	3326972.60	1767121.93	1559850.67	15%	233977.60	2001099.53	127
19	Electrical Lab Equipment	3223535.90	NIL	NIL	3223535.90	2633773.81	589762.09	15%	88454.31	2722238.12	111
20	Electronic Lab Equipment	7667720.30	NIL	140892.00	7808612.30	5700906.23	2107706.07	15%	305589.01	606495.24	111
21	Electrical Fixtures & Fittings	25063244.40	320000.00	467864.00	25851408.40	17007047.09	8844061.31	10%	881012.93	17886060.02	1124
22	Furniture, Fixtures & Fittings	45291964.28	NIL	90270.00	45382234.28	27809382.89	17572351.39	10%	1752771.64	28523154.53	1127
23	Fax Machine	17500.00	NIL	NIL	17500.00	16980.01	519.99	15%	78.00	17058.01	44
24	FAB Lab	3150000.00	NIL	NIL	3150000.00	1752328.26	1397671.74	15%	203650.76	1961972.02	1128
25	Generator	3162022.00	NIL	NIL	3162022.00	2602075.63	559946.37	15%	83991.86	2886087.59	1130
26	Geo Tech Lab Equipment	6923875.00	NIL	NIL	6923875.00	5123358.05	800516.95	15%	120077.54	6243435.59	1131
27	Hydraulic Lab Equipment	1076291.00	NIL	NIL	1076291.00	1006512.60	69778.40	15%	10466.76	1016979.36	1132
28	Heat Engine Lab Equipment	1763341.00	NIL	NIL	1763341.00	1578747.41	184593.59	15%	27689.04	1608436.45	1133
29	Jeep	300000.00	NIL	NIL	300000.00	300000.00	NIL	15%	NIL	300000.00	1134
30	Lift	2052992.00	NIL	NIL	2052992.00	1333973.59	729018.41	15%	109352.76	1433326.35	1135
31	Land Development	7177895.00	NIL	NIL	7177895.00	NIL	7177895.00	NIL	NIL	NIL	1136



**UNIT: SCMS SCHOOL OF ENGINEERING AND TECHNOLOGY
VIDYA NAGAR, PALISSERRY, KARIKUTTY - 683 582**

SCHEDULE - III STATEMENT OF FIXED ASSETS AS ON 31.03.2022

SL. NO.	ASSETS	ORIGINAL COST AS ON 01.04.2021	ADDITIONS DURING THE YEAR		ORIGINAL COST AS ON 31.03.2022	DEPRECIATION UP TO 31.03.2021	BALANCE	RATE OF DEPRECIATION	AMOUNT OF DEPRECIATION FOR THE YEAR	DEPRECIATION UP TO 31.03.2022	W.D.V. AS ON 31.03.2022
			Up to 30.09.2021	After 30.09.2021							
32	Land	31004541.00	NIL	NIL	31004541.00	NIL	31004541.00	NIL	NIL	NIL	31004541.00
33	Lab Equipments - Research	83300.00	NIL	NIL	83300.00	6247.50	77052.50	15%	11557.88	17805.38	6494.6
34	Microprocessor Lab Equipment	39225.00	NIL	NIL	39225.00	37791.50	1433.50	15%	215.03	38006.53	248.4
35	Mike	119428.00	NIL	NIL	119428.00	77475.27	41952.73	10%	4195.27	81670.54	3757.5
36	Machine Shop Equipment	4959465.57	NIL	NIL	4959465.57	4665160.71	293304.86	15%	44145.73	4709306.44	25139.1
37	Office Equipment	691172.60	4700.00	NIL	695872.60	397253.12	298619.48	10%	29861.95	427115.07	26757.5
38	Projector	3096388.00	NIL	NIL	3096388.00	2103083.74	993304.26	15%	148995.64	2252079.38	84038.6
39	Pump	729848.00	NIL	NIL	729848.00	586756.70	143091.30	15%	21463.70	608220.40	12627.6
40	Pager/Mobile Phone	626447.00	NIL	NIL	626447.00	NIL	626447.00	NIL	NIL	NIL	626447.00
41	Power & Electronics Lab Equipment	1658174.00	NIL	NIL	1658174.00	963199.26	694974.74	15%	104246.21	1067445.47	5778.5
42	Physics Lab Equipment	376620.00	NIL	NIL	376620.00	229708.06	146911.94	15%	22036.79	251744.85	12875.1
43	Photocopier	78500.00	NIL	NIL	78500.00	32146.54	46353.46	10%	4635.35	36781.89	4718.1
44	Reference Book	14207887.95	NIL	NIL	14207887.95	NIL	14207887.95	NIL	NIL	NIL	14207887.95
45	SM & MT Lab Equipment	22055988.95	NIL	NIL	22055988.95	16424025.43	5631963.52	15%	844794.53	17268819.96	47158.9
46	Survey Lab Equipment	1803554.00	NIL	NIL	1803554.00	1179079.14	624474.86	15%	93671.23	1272750.37	52603.6
47	Sports Equipment	766275.00	NIL	NIL	766275.00	558066.68	208208.32	15%	31231.25	589297.93	17397.0
48	Television	963120.00	NIL	NIL	963120.00	554855.39	408264.61	10%	40826.46	595681.85	3436.1
49	Tools	47220.68	NIL	NIL	47220.68	41256.73	5963.95	15%	894.59	42151.32	3069.4
50	Transportation Lab Equipment	675783.00	NIL	NIL	675783.00	575581.40	100201.60	15%	15030.24	590611.64	3771.4
51	Ustensils	935321.00	NIL	NIL	935321.00	711538.09	223782.91	15%	33567.44	745105.53	12215.4
52	UPS	2249828.00	193644.00	NIL	2343472.00	1444477.97	898994.03	10%	89899.40	1534377.37	83094.0
53	Solar Panel	2234649.00	NIL	NIL	2234649.00	1229490.73	1005158.27	15%	150773.74	1380264.47	84284.4
54	Water Tank	363347.50	NIL	NIL	363347.50	204893.84	158453.66	15%	23768.05	228661.89	14685.0
55	Workshop Equipment	1351664.85	NIL	NIL	1351664.85	1042858.94	308805.91	15%	46320.99	1089179.83	22485.0
56	Wet Grinder	92570.60	NIL	NIL	92570.60	67145.80	25424.80	15%	3813.72	70959.52	1611.1
57	Water Filter	322860.00	NIL	NIL	322860.00	168086.57	164773.43	10%	16477.34	174553.91	1896.1
58	Water Cooler	632813.00	NIL	NIL	632813.00	316536.15	216276.85	10%	21627.69	338163.84	14649.3
59	Water Heater	223550.00	NIL	NIL	223550.00	82179.94	141370.06	10%	14137.01	96316.95	14649.3
		67032661.60	621999.00	1384606.00	572332166.60	358675589.46	213856577.14				19518908.0



DIRECTORS :

1) DR.G.P.C.NAYAR

2) PRAMOD P.THEV

NOOR

(Handwritten signature)

(Handwritten signature)

(Handwritten signature)

G.SUBHASH CHANDRAN B.Com, FCA
DIRECTOR

PRATHAP FOUNDATION FOR EDUCATION AND TRAINING
UNIT: SCMS SCHOOL OF ENGINEERING AND TECHNOLOGY
VIDYA NAGAR, PALISSERRY, KARUKUTTY - 683 582

INCOME AND EXPENDITURE ACCOUNT FOR THE YEAR ENDED 31-3-2022

EXPENDITURE	Amount (Rs.)	INCOME	Amount (Rs.)
To Salaries and Allowances	94,856,621.00	By Tuition Fee	102,364,640.76
To Rent, Rates and Taxes	338,730.00	By Admission Fee	49,260.00
To Travelling Expenses	133,058.00	By Prospectus	143,000.00
To Printing and Stationery	299,775.00	By Interest Received from Fixed Deposits	12,149,028.00
To Advertisement Expenses	2,303,316.00	By Transportation Fee	6,126,997.84
To Postage, Telephone and Telegram	108,653.37	By Miscellaneous Income	370,801.00
To Newspapers and Periodicals	14,235.00	By Hostel Fee	4,110,619.66
To Subscription	1,447,991.00	By Special Fee	27,613,100.28
To Interest on Term Loan & Demand Loan	11,314,098.00	By Rent Received	234,157.00
To Office Expenses	892,987.00	By Identity Card Fee	205,000.00
To Electricity and Water Charges	2,895,690.05	By Interest Received from Other Deposits	71,076.00
To Repairs and Maintenance	1,769,992.00	By PHD Course Work Fee	103,000.00
To Vehicle Maintenance Charges	162,634.00	By Application Fee	247,456.00
To General Insurance	870,891.00	By Donation Received	36,168,929.82
To Conveyance Charges	2,125.00	By Value added Courses and Special Facilities Fee	5,910,608.92
To Transport Charges	10,749,306.00	By Affiliation Fee	2,250.00
To Commission and Bank Charges	29,093.73	By Income From Funded Projects	1,776,600.00
To Examination Expenses	11,398.00	By Interest Received from Savings Bank	34,109.00
To Fees and Charges	1,850,335.00	By Student Development & Workshop Income	226,690.00
To Miscellaneous Expenses	30,750.00	By Consultancy Income	43,190.00
To Hostel Expenses and Repairs	1,258,836.00		
To Lab Expenses	321,680.00		
To ETP Maintenance Expenses	25,365.00		



Subhash Chandran

PRATHAP FOUNDATION FOR EDUCATION AND TRAINING
UNIT: SCMS SCHOOL OF ENGINEERING AND TECHNOLOGY
VIDYA NAGAR, PALISSERRY, KARUKUTTY - 683 582

INCOME AND EXPENDITURE ACCOUNT FOR THE YEAR ENDED 31-3-2022

EXPENDITURE	Amount (Rs.)	INCOME	Amount (Rs.)
To Consultancy Expenses	10,000.00		
To Faculty Development Expenses	285,691.00		
To Placement Expenses	291,300.00		
To Internet Charges	1,332,023.00		
To House Keeping Expenses	1,392,328.00		
To Medical Expenses	9,996.00		
To Campus Maintenance	33,150.00		
To Awards And Presentations	243,757.40		
To Student Development Expenses	908,201.00		
To Garden Expenses	69,836.00		
To Legal Expenses	10,000.00		
To Staff Welfare Expenses	32,070.00		
To Cultural & Sports Expenses	31,790.00		
To Gratuity	2,381,394.00		
To Donation & Gift	25,000.00		
To Seminar & Conference Expenses	37,985.20		
To Funded Project Expenses	964,503.00		
To Scholarship	38,233,500.00		
To Depreciation written off	18,007,768.42		
To Excess of Income Over Expenditure	1,962,661.11		
	197,950,514.28		197,950,514.28

DIRECTORS : 1) DR.G.P.C.NAYAR

2) PRAMOD.P.THEVANNOR

ERNAKULAM
01.09.2022

AUDITOR'S REPORT

(As per our Report of even date)



For SUBHASH CHANDRAN ASSOCIATES
 CHARTERED ACCOUNTANTS
 C.SUBHASH CHANDRAN B.Com, FCA
 PARTNER, (M. No. 015633)
 FRN 0040955

**SUBHASH CHANDRAN ASSOCIATES
CHARTERED ACCOUNTANTS**

"Sreekovil", 52-Krishna Vihar
Panampilly Nagar
KOCHI - 682 036
Phone Off : 2322587
Res : 2313905

Date : 02.01.2023

This is to certify that SCMS School of Engineering & Technology, Vidya Nagar, Karukutty, Ernakulam - 683 576 has spend the following amounts under different heads as listed below during the Financial Year 2020-2021.

A. Infrastructure- Physical facilities

	Amount(Rs.)
Electrical Fixtures & Fittings	48655
EPABX Telephone	134520
Lab Equipments - Research	83300
Power and Electronics lab equipment	151875
Computer Accessories	124594
Total	542944

(Rupees: Five Lakh Forty Two Thousand Nine Hundred Forty Four Only)

B. Library

	Amount(Rs.)
Reference Book	74137
Newspapers and Periodicals	2470
Subscription	1928787
Total	2005394

(Rupees: Twenty Lakh Five Thousand Three Hundred Ninety Four Only)

(Contd....2)



For SUBHASH CHANDRAN ASSOCIATES
CHARTERED ACCOUNTANTS


S. ABHILASH CHANDRAN B.Com, FCA
PARTNER. (M. No. 223576)
FRN 004095S

SUBHASH CHANDRAN ASSOCIATES
CHARTERED ACCOUNTANTS

"Sreekovil", 52-Krishna Vihar
Panampilly Nagar
KOCHI - 682 036
Phone Off : 2322587
Res : 2313905

Date : 02.01.2023

C. Salaries & Allowances

	Amount(Rs.)
Salaries	104575382
Staff Welfare Expenses	13050
Gratuity	2536215
Awards and Presentations	100000
Total	<u>107224647</u>

(Rs. Ten Crore Seventy Two Lakhs Twenty Four Thousand Six Hundred Forty Seven Only)

D. Maintenance- Academics

	Amount(Rs.)
Internet Maintenance Charges	1286964
Lab Maintenance Charges	80211
Total	<u>1367175</u>

(Rupees: Thirteen Lakh Sixty Seven Thousand One Hundred Seventy Five Only)

E. Maintenance - Physical

	Amount(Rs.)
Office maintenance expenses	1713576
ETP maintenance expenses	3556
Hostel maintenance expenses	548415
Repairs and maintenance	2039403
General insurance	708464
House keeping expenses	1054129
Miscellaneous expenses	1021
Campus maintenance	21795
Vehicle maintenance charges	228571
Total	<u>6318930</u>

(Rupees :Sixty Three Lakh Eighteen Thousand Nine Hundred Thirty Only)

UDIN - 23223576BGYJAM1921



For SUBHASH CHANDRAN ASSOCIATES
CHARTERED ACCOUNTANTS


S. ABHILASH CHANDRAN B.Com, FCA
PARTNER (M. No. 223576)
FRN 004095S

PRATHAP FOUNDATION FOR EDUCATION AND TRAINING
U SCMS SCHOOL OF ENGINEERING AND TECHNOLOGY
VIDYA NAGAR, PALISSERRY, KARUKUTTY - 683 602

SCHEDULE - III STATEMENT OF FIXED ASSETS AS ON 31.03.2021

ASSETS	ORIGINAL COST AS ON 01.04.2020	ADDITIONS DURING THE YEAR		ORIGINAL COST AS ON 31.03.2021	DEPRECIATION UP TO 31.03.2020	BALANCE	RATE OF DEPRECIATION	AMOUNT OF DEPRECIATION FOR THE YEAR	DEPRECIATION UP TO 31.03.2021	W.D.V AS ON 31.03.2021
		Up to 30.09.2020	After 30.09.2020							
Conditioner	6119763.00	NIL	NIL	6119763.00	3390898.17	2728864.83	10%	272886.48	3663784.65	2455978.35
Automobile Lab Equipment	3644390.00	NIL	NIL	3644390.00	2674933.64	969456.46	15%	145418.47	2820352.01	824037.99
Welding	297265264.25	NIL	NIL	297265264.25	190601040.36	106664223.89	10%	10666422.39	201267462.75	95997801.50
Hard	514546.00	NIL	NIL	514546.00	303057.62	211488.48	10%	21148.85	324206.37	190339.63
Computer	34040180.00	NIL	NIL	34040180.00	27210943.98	6829236.02	15%	1024385.40	28235329.38	5804850.62
Computer Accessories	16531885.17	59619.00	64975.00	16656479.17	8803940.18	7852538.99	15%	1173007.73	9976947.91	6679531.26
Oil Lab Equipment	306196.00	NIL	NIL	306196.00	169434.22	136761.78	15%	20514.27	189948.49	116247.51
Chemistry Lab Equipment	297833.00	NIL	NIL	297833.00	166682.91	132150.09	15%	19822.51	185505.42	112327.58
Thermometer	916679.00	NIL	NIL	916679.00	313597.34	603081.66	15%	90462.25	404059.59	512619.41
Compound Wall	5499766.00	NIL	NIL	5499766.00	4077155.74	1422610.26	10%	142261.03	4219416.77	1280349.23
Computer Lab Equipment	363479.00	NIL	NIL	363479.00	341849.73	21029.27	15%	3244.39	345094.12	18384.88
Eleven Equipment	3072917.00	NIL	NIL	3072917.00	2459084.34	613032.66	15%	92074.90	2551159.24	521757.76
Antenna	8825.00	NIL	NIL	8825.00	NIL	8825.00	NIL	NIL	NIL	8825.00
D Player	67500.00	NIL	NIL	67500.00	51200.28	16299.72	10%	1629.97	52830.25	14669.75
Microcent Lab Equipment	2172843.00	NIL	NIL	2172843.00	1343855.03	828987.97	15%	124348.20	1468203.23	704639.77
Electrical Measurement Lab Equipment	521010.00	NIL	NIL	521010.00	469950.60	51059.40	15%	7658.91	477609.51	43400.49
ABX Telephone	236775.00	134520.00	NIL	371295.00	161608.41	209686.59	10%	20968.66	182577.07	188717.93
P Equipment	3326972.60	NIL	NIL	3326972.60	1491854.16	1835118.44	15%	275267.77	1767121.93	1559850.67
Electrical Lab Equipment	3223535.90	NIL	NIL	3223535.90	2529698.15	693637.75	15%	104075.66	2633773.81	589762.09
Electroni. Lab Equipment	7667720.30	NIL	NIL	7667720.30	6353821.39	2313898.91	15%	347084.84	5700906.23	1966814.07
Electrical Fixtures & Fittings	25014589.40	45630.00	3025.00	25063244.40	16112082.11	8951162.29	10%	894964.98	17007047.09	8056197.31
Culture. Fixtures & Fittings	45291964.28	NIL	NIL	45291964.28	25866873.85	19425090.43	10%	1942509.04	27809382.89	17482581.39
Machine	17500.00	NIL	NIL	17500.00	16888.25	611.75	15%	91.76	16980.01	519.99
Lab	3160000.00	NIL	NIL	3160000.00	1605680.31	1644319.69	15%	246647.95	1752328.26	1397671.74
Merito	3162022.00	NIL	NIL	3162022.00	2503261.67	668760.43	15%	98814.06	2602075.63	559946.37
Tech Lab Equipment	6923875.00	NIL	NIL	6923875.00	4982090.35	941784.65	15%	141267.70	5123358.05	800516.96
Hydraulic Lab Equipment	1076291.00	NIL	NIL	1076291.00	994198.76	82092.24	15%	12313.84	1006512.60	69778.40
Electric Engine Lab Equipment	1763341.00	NIL	NIL	1763341.00	1546172.07	217168.93	15%	32575.34	1578747.41	184593.59
2	300000.00	NIL	NIL	300000.00	300000.00	NIL	15%	NIL	300000.00	NIL
1	2052892.00	NIL	NIL	2052892.00	1195323.28	857668.72	15%	128650.31	1323973.69	729018.41
And Development	7177695.00	NIL	NIL	7177695.00	NIL	7177695.00	NIL	NIL	NIL	7177695.00



A

SCHEDULE - III STATEMENT OF FIXED ASSETS AS ON 31.03.2021

ASSETS	ORIGINAL COST AS ON 01.04.2020	ADDITIONS DURING THE YEAR		ORIGINAL COST AS ON 31.03.2021	DEPRECIATION UP TO 31.03.2020	BALANCE	RATE OF DEPRECIATION	AMOUNT OF DEPRECIATION FOR THE YEAR	DEPRECIATION UP TO 31.03.2021	W.D.V. AS ON 31.03.2021
		Up to 30.09.2020	After 30.09.2020							
Land	31004541.00	NIL	NIL	31004541.00	NIL	31004541.00	NIL	NIL	NIL	31004541.00
Lab Equipments - Research	NIL	83300.00	NIL	83300.00	NIL	83300.00	15%	6247.50	6247.50	77052.50
Microprocessor Lab Equipment	39225.00	NIL	NIL	39225.00	37538.53	1686.47	15%	252.97	37791.50	1433.50
Micro	119428.00	NIL	NIL	119428.00	72813.85	46614.15	10%	4661.42	77475.27	41952.73
Machine Shop Equipment	4959465.57	NIL	NIL	4959465.57	4613224.56	346241.01	15%	51936.15	4665160.71	294304.86
Office Equipment	691172.60	NIL	NIL	691172.60	364595.40	326577.20	10%	32657.72	397253.12	293919.48
Projector	3096388.00	NIL	NIL	3096388.00	1927794.75	1168593.25	15%	175288.99	2103083.74	993304.26
Pumps	729848.00	NIL	NIL	729848.00	561505.29	168342.71	15%	25251.41	586756.70	143091.30
Paacrfmobile Phone	626447.00	NIL	NIL	626447.00	NIL	626447.00	NIL	NIL	NIL	626447.00
Power & Electronics Lab Equipment	1506299.00	82665.00	69210.00	1658174.00	846663.42	811510.58	15%	116535.84	963199.26	694974.74
Physics Lab Equipment	376620.00	NIL	NIL	376620.00	203782.42	172837.58	15%	25925.64	229708.06	146911.94
Pho copier	78500.00	NIL	NIL	78500.00	26996.15	51503.85	10%	5150.39	32146.54	46353.46
Reference Book	11133750.95	74137.00	NIL	11207887.95	NIL	11207887.95	NIL	NIL	NIL	11207887.95
SM & MT Lab Equipment	22055988.95	NIL	NIL	22055988.95	15430149.51	662839.44	15%	993875.92	16424025.43	5631963.52
Survey Lab Equipment	1803554.00	NIL	NIL	1803554.00	1068877.69	734676.31	15%	110201.45	1179079.14	624474.86
Spu s Equipment	766275.00	NIL	NIL	766275.00	521324.03	244950.97	15%	36742.65	558066.68	208208.32
Television	963120.00	NIL	NIL	963120.00	509492.66	453627.34	10%	45362.73	554855.39	408264.61
Tools	47220.68	NIL	NIL	47220.68	40204.27	7016.41	15%	1052.46	41256.73	5963.95
Transportation Lab Equipment	675783.00	NIL	NIL	675783.00	557898.76	117884.24	15%	17682.64	575581.40	100201.60
Utensils	935321.00	NIL	NIL	935321.00	672046.99	263274.01	15%	39491.10	711538.09	223782.91
UPS	2249828.00	NIL	NIL	2249828.00	1354994.63	894633.37	10%	89483.34	1444477.97	805350.03
Solar Panel	2234649.00	NIL	NIL	2234649.00	1052109.86	1182539.14	15%	177380.87	1229490.73	1005158.27
Water Tank	363347.50	NIL	NIL	363347.50	176931.43	186416.07	15%	27962.41	204893.84	158453.66
Workshop Equipment	1351664.85	NIL	NIL	1351664.85	988363.78	363301.07	15%	54495.16	1042858.94	308805.91
Wet Grinder	92570.60	NIL	NIL	92570.60	62659.07	29511.53	15%	4486.73	67145.80	25424.80
Water Filter	322860.00	NIL	NIL	322860.00	139778.41	183081.59	10%	18308.16	158086.57	164773.43
Water Cooler	532813.00	NIL	NIL	532813.00	292505.39	240307.61	10%	24030.76	316536.15	216276.85
Water - Heater	223550.00	NIL	NIL	223550.00	66472.16	157077.84	10%	15707.78	82179.91	141370.06
TOTAL	669708480.60	479871.00	137210.00	670325561.60	338524899.61	231800661.99		20150689.85	356875589.46	211649972.14

DIRECTORS : 1) DR.G.P.C.NAYAR

2) PRAMOD P.THEVANNOR



PRATHAP FOUNDATION FOR EDUCATION AND TRAINING
UNIT: SCMS SCHOOL OF ENGINEERING AND TECHNOLOGY
VIDYA NAGAR, PALISSERRY, KARUKUTTY - 683 582

INCOME AND EXPENDITURE ACCOUNT FOR THE YEAR ENDED 31-3-2021

EXPENDITURE	Amount (Rs.) *	INCOME	Amount (Rs.)
To Salaries and Allowances	104575382.00	By Tuition Fee	102293264.99
To Rent, Rates and Taxes	191023.00	By Admission Fee	51100.00
To Travelling Expenses	23871.00	By Prospectus	154801.00
To Printing and Stationery	234344.00	By Interest Received from Fixed Deposits	17446133.00
To Advertisement Expenses	2119573.33	By Transportation Fee	1566972.86
To Postage, Telephone and Telegram	146620.32	By Miscellaneous Income	519895.13
To Newspapers and Periodicals	2470.00	By Hostel Fee	878688.00
To Subscription	1928787.00	By Special Fee	34672301.00
To Interest on Term Loan & Demand Loan	15120290.00	By Rent Received	180000.00
To Office Expenses	1713575.78	By Identity Card Fee	215750.00
To Electricity and Water Charges	2048031.00	By Interest Received from Other Deposits	202239.00
To Repairs and Maintenance	2039403.00	By PHD Course Work Fee	207000.00
To Vehicle Maintenance Charges	228571.00	By Consultancy Fee	112440.00
To General Insurance	708464.00	By Application Fee	232621.24
To Conveyance Charges	2190.00	By Donation Received	36446897.68
To Transport Charges	9839865.00	By Value added Courses and Special Facilities Fee	7913909.76
To Commission and Bank Charges	32330.24		
To Examination Expenses	39525.00		
To Fees and Charges	948315.70		
To Miscellaneous Expenses	1020.99		
To Hostel Expenses and Repairs	548415.00		
To Lab Expenses	80211.00		
To ETP Maintenance Expenses	3556.00		
To Seminar and Conference Expenses	24094.00		



FOR SUBHASH CHANDRAN ASSOCIATES
 CHARTERED ACCOUNTANTS

S. S. Suresh
 C. SURESH ASST. CHANDRAN & CO. CHN. FGA
 PARTNER, (M. No. 015623)
 FROM 02/04/2021

PRATHAP FOUNDATION FOR EDUCATION AND TRAINING
UNIT: SCMS SCHOOL OF ENGINEERING AND TECHNOLOGY
VIDYA NAGAR, PALISSERRY, KARUKUTTY - 683 582

INCOME AND EXPENDITURE ACCOUNT FOR THE YEAR ENDED 31-3-2021

EXPENDITURE	Amount (Rs.)	INCOME	Amount (Rs.)
To PDP Expenses	316433.00		
To Scholarship	31509750.00		
To Placement Expenses	131885.00		
To Internet Charges	1286964.00		
To Donation and Gift	300000.00		
To House Keeping Expenses	1054129.00		
To Medical Expenses	2000.00		
To Campus Maintenance	21795.00		
To Awards And Presentations	100000.00		
To Student Development Expenses	84345.00		
To Research & Development Expenses	400138.50		
To Service Tax Paid	44709.00		
To Staff Welfare Expenses	13050.00		
To Cultural & Sports Expenses	37535.00		
To Gratuity	2536215.00		
To Depreciation written off	20150689.85		
To Excess of Income Over Expenditure	2504446.95		
	203094013.66		203094013.66

DIRECTORS : 1) DR.G.P.C.NAYAR
 ERNAKULAM

[Signature]

2) PRAMOD.P.THEVANNOOR
 AUDITOR'S REPORT
 (As per our Report of even date)

[Signature]

FOR SUBHASH CHANDRAN ASSOCIATES
 CHARTERED ACCOUNTANTS

[Signature]

C SUBHASH CHANDRAN B COM, FCA
 PARTNER, (M. No. 015633)
 FRN 0040955



SUBHASH CHANDRAN ASSOCIATES
CHARTERED ACCOUNTANTS

"Sreekovil", 52-Krishna Vihar
Panampilly Nagar
KOCHI - 682 036
Phone Off : 2322587
Res : 2313905

Date : 02.01.2023

This is to certify that SCMS School of Engineering & Technology, Vidya Nagar, Karukutty, Ernakulam - 683 576 has spend the following amounts under different heads as listed below during the Financial Year 2019-2020.

A. Infrastructure- Physical facilities

	Amount(Rs.)
Survey Lab Equipment	208250
ETP Equipment	1150972
Pump	75784
Utensils	57120
UPS	49433
Geo Tech Lab Equipment	113518
Environment Lab Equipment	55585
Camera	139804
Computer Accessories	740864
Total	<u>2591330</u>

(Rupees: Twenty Five Lakhs Ninety One Thousand Three Hundred Thirty Only)


B. Library

	Amount(Rs.)
Reference Book	50743
Newspapers and Periodicals	26060
Subscription	1509102
Total	<u>1585905</u>

(Rupees: Fifteen Lakhs Eighty Five Thousand Nine Hundred Five Only)

(Contd....2)

For SUBHASH CHANDRAN ASSOCIATES
CHARTERED ACCOUNTANTS


S.ABHILASH CHANDRAN B.Com, FCA
PARTNER. (M. No. 223576)
FRN 004095S



**SUBHASH CHANDRAN ASSOCIATES
CHARTERED ACCOUNTANTS**

"Sreekovil", 52-Krishna Vihar
Panampilly Nagar
KOCHI - 682 036
Phone Off : 2322587
Res : 2313905

Date : 02.01.2023

C. Salaries & Allowances

	Amount(Rs.)
Salaries	107972550
Gratuity	2233482
Awards and Presentations	1585353
Faculty Development Expenses	466877
Total	<u>112258262</u>

(Rs. Eleven Crore Twenty Two Lakhs Fifty Eight Thousand Two Hundred Sixty Two Only)

D. Maintenance- Academics

	Amount(Rs.)
Internet Maintenance Charges	915331
Lab Maintenance Charges	668822
Total	<u>1584153</u>

(Rupees: Fifteen Lakhs Eighty Four Thousand One Hundred Fifty Three Only)

E. Maintenance - Physical

	Amount(Rs.)
Office Maintenance Expenses	3915105.00
Repairs and Maintenance	5377434.00
Vehicle Maintenance Charges	237874.00
General Insurance	752805.00
Miscellaneous Expenses	24370.00
Hostel Maintenance Expenses	3711949.00
ETP Maintenance Expenses	101724.00
House Keeping Expenses	3345802.00
Garden Maintenance Expenses	21322.00
Campus Maintenance	78444.00
Total	<u>17566829.00</u>

(Rupees : One Crore Seventy Five Lakhs Sixty Six Thousand Eight Hundred Twenty Nine Only)

UDIN - 23223576BGYJAN7749




For SUBHASH CHANDRAN ASSOCIATES
CHARTERED ACCOUNTANTS

SABHILASH CHANDRAN B.Com, FCA
PARTNER. (M. No. 223576)
FRN 0040955

A

SCHEDULE - III STATEMENT OF FIXED ASSETS AS ON 31.03.2020

	ORIGINAL COST AS ON 01.04.2019	ADDITIONS DURING THE YEAR		ORIGINAL COST AS ON 31.03.2020	DEPRECIATION UP TO 31.03.2019	BALANCE	RATE OF DEPRECIATION	AMOUNT OF DEPRECIATION FOR THE YEAR	DEPRECIATION UP TO 31.03.2020	W.D.V. AS ON 31.03.2020
		Up to 30.09.2019	After 30.09.2019							
ASSETS										
Land	31004541.00	NIL	NIL	31004541.00	NIL	31004541.00	NIL	NIL	NIL	31004541.00
Buildi ng	297265264.25	NIL	NIL	297265264.25	178749459.93	118515804.32	10%	11851580.43	190601040.36	106664223.89
Electrical Fixtures & Fittings	25014589.40	NIL	NIL	25014589.40	15122914.64	9891674.76	10%	989167.47	16112082.11	8902507.29
Sumrit:re, Fixtures & Fittings	45291964.28	NIL	NIL	45291964.28	23708530.47	21583433.81	10%	2158343.38	25866873.85	19425090.43
Reference Book	11083007.95	30707.00	20036.00	11133750.95	NIL	11133750.95	NIL	NIL	NIL	11133750.95
SM & JAT Lab Equipment	22055988.95	NIL	NIL	22055988.95	14260883.73	7795105.22	15%	1169265.78	15430149.51	6625839.44
Electronic Lab Equipment	7667720.30	NIL	NIL	7667720.30	4945486.29	2722234.01	15%	408335.10	5353821.39	2313898.91
Hydra jlic Lab Equipment	1076291.00	NIL	NIL	1076291.00	979711.90	96579.10	15%	14486.86	994198.76	82092.24
Electrical Lab Equipment	3223535.90	NIL	NIL	3223535.90	2407256.20	816279.70	15%	122441.95	2529698.15	693837.75
Microprocessor Lab Equipment	39225.00	NIL	NIL	39225.00	37240.92	1984.08	15%	297.61	37538.53	1686.47
Survey Lab Equipment	1595304.00	NIL	208250.00	1803554.00	957603.94	845950.06	15%	111273.75	1068877.69	734676.31
ETP Equipment	2176000.60	500000.00	650972.00	3326972.60	1225448.44	2101524.16	15%	266405.72	1491854.16	1835118.44
Generator	3162022.00	NIL	NIL	3162022.00	2387009.74	775012.26	15%	116251.83	2503261.57	658760.43
Computer	34040180.00	NIL	NIL	34040180.00	26005784.69	8034395.31	15%	1205159.29	27210943.98	6829236.02
Computer Accessories	15791021.17	217372.00	523492.00	16531885.17	7486375.66	9045509.51	15%	1317564.52	8803940.18	7727944.99
Jeep	300000.00	NIL	NIL	300000.00	300000.00	NIL	15%	NIL	300000.00	NIL
Pump	654064.00	75784.00	NIL	729848.00	531797.76	198050.24	15%	29707.53	561505.29	168342.71
Fax Machine	17500.00	NIL	NIL	17500.00	16780.30	719.70	15%	107.95	16888.25	611.75
Water Tank	363347.50	NIL	NIL	363347.50	144034.48	219313.02	15%	32896.95	176931.43	186416.07
Board	514546.00	NIL	NIL	514546.00	279558.80	234987.20	10%	23498.72	303057.52	211488.48
Office Equipment	691172.60	NIL	NIL	691172.60	328309.05	362863.55	10%	36286.35	364595.40	326577.20
Television	963120.00	NIL	NIL	963120.00	459089.63	504010.37	10%	50403.03	509492.66	453627.34
Tools	47220.68	NIL	NIL	47220.68	38966.08	8254.60	15%	1238.19	40204.27	7016.41
Jensils	878201.00	57120.00	NIL	935321.00	625586.88	309714.12	15%	46460.11	672046.99	263274.01
EPABX Telephone	236775.00	NIL	NIL	236775.00	153256.57	83518.43	10%	8351.84	161608.41	75166.59
Workshop Equipment	1351664.85	NIL	NIL	1351664.85	924251.83	427413.02	15%	64111.95	988363.78	363301.07
UPS	2200395.00	49433.00	NIL	2249828.00	1255568.70	994259.30	10%	99425.93	1354994.63	894833.37
Wet Grinder	92570.60	NIL	NIL	92570.60	57380.57	35110.03	15%	5278.50	62659.07	29911.53
Projector	3096388.00	NIL	NIL	3096388.00	1721572.42	1374815.58	15%	206222.33	1927794.75	1168593.25
Water Filter	322860.00	NIL	NIL	322860.00	119436.02	203423.98	10%	20342.39	139778.41	183081.59
Land Development	7177695.00	NIL	NIL	7177695.00	NIL	7177695.00	NIL	NIL	NIL	7177695.00



2019-20

**PRAATHAP FOUNDATION FOR EDUCATION AND TRAINING
VT. SCMS SCHOOL OF ENGINEERING AND TECHNOLOGY
VIDYA NAGAR, PALISSERRY, KARUKUTTY - 683 602**

SCHEDULE - III STATEMENT OF FIXED ASSETS AS ON 31.03.2020

ASSETS	ORIGINAL COST AS ON 01.04.2019	ADDITIONS DURING THE YEAR		ORIGINAL COST AS ON 31.03.2020	DEPRECIATION UP TO 31.03.2019	BALANCE	RATE OF DEPRECIATION	AMOUNT OF DEPRECIATION FOR THE YEAR	DEPRECIATION UP TO 31.03.2020	W.D.V. AS ON 31.03.2020
Conifer	6119763.00	NIL	NIL	6119763.00	3087690.97	3032072.03	10%	303207.20	3390898.17	2728864.83
Motor Vehicle	632813.00	NIL	NIL	632813.00	266804.56	267008.45	10%	26700.84	292505.39	240307.61
Workshop Equipment	4959465.57	NIL	NIL	4959465.57	4552123.21	407342.36	15%	61101.35	4613224.56	346241.01
Motor Lab Equipment	363479.00	NIL	NIL	363479.00	338032.80	25446.20	15%	3816.93	341849.73	21629.27
IT Equipment	1763341.00	NIL	NIL	1763341.00	1507848.15	255492.85	15%	38323.92	1546172.07	217168.93
IT Lab Equipment	5810357.00	13542.00	99976.00	5923875.00	4824714.48	1099160.52	15%	157375.87	4982090.35	941784.65
Microfilm Lab Equipment	2117258.00	NIL	65585.00	2172843.00	1202467.61	970375.39	15%	141387.42	1343855.03	828987.97
Insulation Lab Equipment	675783.00	NIL	NIL	675783.00	537095.67	138687.33	15%	20803.09	557898.76	117884.24
Computer Wall	5499766.00	NIL	NIL	5499766.00	3919087.94	1580678.06	10%	158067.80	4077155.74	1422610.26
Wireless	119428.00	NIL	NIL	119428.00	67634.50	51793.50	10%	5179.35	72813.85	46614.15
Power & Electronics Lab Equipment	1506299.00	NIL	NIL	1506299.00	730257.15	776041.85	15%	116406.27	846663.42	659635.58
Electric Measurement Lab Equipment	521010.00	NIL	NIL	521010.00	460940.12	60069.88	15%	9010.48	469950.60	51059.40
Tools Equipment	766275.00	NIL	NIL	766275.00	478097.39	288177.61	15%	43226.64	521324.03	244950.97
Mobile Phone	626447.00	NIL	NIL	626447.00	NIL	626447.00	NIL	NIL	NIL	626447.00
Mobile Antenna	8825.00	NIL	NIL	8825.00	NIL	8825.00	NIL	NIL	NIL	8825.00
Mobile Lab Equipment	3644390.00	NIL	NIL	3644390.00	2503852.99	1140537.01	15%	171080.55	2674933.54	969456.46
Water Heater	223550.00	NIL	NIL	223550.00	49019.07	174550.93	10%	17453.09	66472.16	157077.84
Lighting Equipment	3072917.00	NIL	NIL	3072917.00	2350760.94	722156.06	15%	108323.40	2459084.34	613832.66
Paint	2052992.00	NIL	NIL	2052992.00	1043969.98	1009022.02	15%	151353.30	1195323.28	857668.72
Physics Lab Equipment	376620.00	NIL	NIL	376620.00	173281.68	203338.32	15%	30500.74	203782.42	172837.58
Civil Lab Equipment	306196.00	NIL	NIL	306196.00	145299.79	160896.21	15%	24134.43	169434.22	136761.78
Chemistry Lab Equipment	297833.00	NIL	NIL	297833.00	142362.31	155470.69	15%	23320.60	165682.91	132150.09
Camera	776875.00	139804.00	NIL	916679.00	207171.17	709507.83	15%	106426.17	313597.34	603081.66
Video Player	67500.00	NIL	NIL	67500.00	49389.21	18110.79	10%	1811.07	51200.28	16299.72
Speaker Panel	2234649.00	NIL	NIL	2234649.00	843426.49	1391222.51	15%	208683.37	1052109.86	1182539.14
AB Lab	3150000.00	NIL	NIL	3150000.00	1215506.25	1934493.75	15%	290174.06	1505680.31	1644319.69
Photocopier	78500.00	NIL	NIL	78500.00	21273.50	57226.50	10%	5722.65	26996.15	51503.85
TOTAL	667066407.60	1083762.00	1568311.00	669708480.60	315946403.66	253762077.04		22578496.05	338524899.61	231183580.99



1) DR.G.P.C.NAYAR

2) PRAMOD P. THEVANNOOR

FOR SUBHASH CHANDRAN ASSOCIATES
CHARTERED ACCOUNTANTS
C.SUBHASH CHANDRAN B.Com, FCA
PARTNER, (M. No. 015633)

PRATHAP FOUNDATION FOR EDUCATION AND TRAINING
UNIT: SCMS SCHOOL OF ENGINEERING AND TECHNOLOGY
VIDYA NAGAR, PALISSERRY, KARUKUTTY - 683 582

INCOME AND EXPENDITURE ACCOUNT FOR THE YEAR ENDED 31-3-2020

EXPENDITURE	Amount (Rs.)	INCOME	Amount (Rs.)
To Salaries and Allowances	107972550.00	By Tuition Fee	101434347.58
To Rent, Rates and Taxes	3547513.00	By Admission Fee	35700.00
To Travelling Expenses	356919.00	By Prospectus	106200.00
To Printing and Stationery	683330.00	By Interest Received from Fixed Deposits	17942947.00
To Advertisement Expenses	4385032.00	By Transportation Fee	17423311.44
To Postage, Telephone and Telegram	166941.95	By Miscellaneous Income	449474.64
To Newspapers and Periodicals	26060.00	By Hostel Fee	11950401.79
To Subscription	1509102.00	By Student Development and Workshop Income	141315.00
To Interest on Term Loan	11437171.30	By Rent Received	378438.00
To Office Expenses	3915105.00	By Identity Card Fee	161750.00
To Electricity and Water Charges	4726621.00	By Interest Received from Other Deposits	97693.00
To Repairs and Maintenance	5377434.00	By PHD Course Work Fee	28000.00
To Vehicle Maintenance Charges	237874.00	By Consultancy Fee	160091.00
To General Insurance	752805.00	By Application Fee	99998.00
To Conveyance Charges	5531.00	By Special Fee	42143500.00
To Transport Charges	24621773.00	By Value added Courses and Special Facilities Fee	11821500.00
To Commission and Bank Charges	110573.11	By Research & Development Income	480858.00
To Examination Expenses	425842.00	By Excess Of Expenditure Over Income	31112010.91
To Fees and Charges	5535408.23		
To Miscellaneous Expenses	24370.14		
To Hostel Expenses and Repairs	3711949.05		
To Lab Expenses	668822.00		
To ETP Maintenance Expenses	101724.00		
To Seminar and Conference Expenses	80369.00		

For SUBHASH CHANDRAN ASSOCIATES
 CHARTERED ACCOUNTANTS

C. SUBHASH CHANDRAN B.Com, FCA
 PARTNER, (M. No. 015633)
 FRN 0040955



PRATHAP FOUNDATION FOR EDUCATION AND TRAINING
UNIT: SCMS SCHOOL OF ENGINEERING AND TECHNOLOGY
VIDYA NAGAR, PALISSERRY, KARUKUTTY - 683 582

INCOME AND EXPENDITURE ACCOUNT FOR THE YEAR ENDED 31-3-2020

EXPENDITURE	Amount (Rs.)	INCOME	Amount (Rs.)
To PDP Expenses	654466.00		
To Scholarship	20253500.00		
To Placement Expenses	197035.00		
To Internet Charges	915331.00		
To Donation and Gift	652000.00		
To House Keeping Expenses	3345802.00		
To Medical Expenses	13447.00		
To Garden Expenses	21322.00		
To Campus Maintenance	78444.00		
To Awards And Presentations	1585352.53		
To Student Development Expenses	1233534.00		
To Research & Development Expenses	247031.00		
To Faculty Development Expenses	466877.00		
To Service Tax Paid	114949.00		
To Legal Expenses	10000.00		
To Membership Fee	43000.00		
To Cultural & Sports Expenses	584848.00		
To Consultancy Expenses	55400.00		
To Gratuity	2233482.00		
To Alumni Expenses	302400.00		
To Depreciation written off	22578496.05		
	235967536.36		235967536.36

DIRECTORS : 1) DR.G.P.C.NAYAR
 ERNAKULAM

[Signature]

2) PRAMOD.P.THEVANNOR
 AUDITOR'S REPORT

[Signature]

(As per our Report of even date)



For SUBHASH CHANDRAN ASSOCIATES
 CHARTERED ACCOUNTANTS

[Signature]

C.SUBHASH CHANDRAN B.Com, FCA
 PARTNER, (M. No. 015633)
 FRN 0040955

111
SUBHASH CHANDRAN ASSOCIATES
-CHARTERED ACCOUNTANTS

"Sreekovil", 52-Krishna Vihar
Panampilly Nagar
KOCHI - 682 036
Phone Off : 2322587
Res : 2313905

Date : 02.01.2023

This is to certify that SCMS School of Engineering & Technology, Vidya Nagar, Karukutty, Ernakulam - 683 576 has spend the following amounts under different heads as listed below during the Financial Year 2018-2019.

A. Infrastructure- Physical facilities

	Amount(Rs.)
Building	896971
Electrical Fixtures & Fittings	212508
Furniture, Fixtures & Fittings	775230
SM & MT Lab Equipment	10645
Electronic Lab Equipment	133340
Electrical Lab Equipment	89680
Survey Lab Equipment	601800
Water Tank	158400
Board	74992
Office Equipment	10901
Air Conditioner	37000
Environment Lab Equipment	66729
Power & Electronics Lab Equipment	635878
Sports Equipment	30203
Pager/Telephone	20650
Camera	154318
Computer and Accessories	1977000
Total	5886245

(Rupees: Fifty Eight Lakhs Eighty Six Thousand Two Hundred Forty Five Only)

B. Library

	Amount(Rs.)
Reference Book	358164
Newspapers and Periodicals	23900
Subscription	504628
Total	886692

(Rupees: Eight Lakh Eighty Six Thousand Six Hundred Ninety Two Only)

(Contd....2)



For SUBHASH CHANDRAN ASSOCIATES
CHARTERED ACCOUNTANTS


S. ABHILASH CHANDRAN B.Com, FCA
PARTNER. (M. No. 223576)
PIN 684095S

**SUBHASH CHANDRAN ASSOCIATES
CHARTERED ACCOUNTANTS**

"Sreekovil", 52-Krishna Vihar
Panampilly Nagar
KOCHI - 682 036
Phone Off : 2322587
Res : 2313905

Date : 02.01.2023

C. Salaries & Allowances

	Amount(Rs.)
Salaries	109532497
Gratuity	1103484
Awards and Presentations	1449822
Faculty Development Expenses	128458
Total	<u>112214261</u>

(Rs. Eleven Crore Twenty Two Lakhs Fourteen Thousand Two Hundred Sixty One Only)

D. Maintenance- Academics

	Amount(Rs.)
Internet Maintenance Charges	1820740
Lab Maintenance Charges	1163202
Total	<u>2983942</u>

(Rupees: Twenty Nine Lakhs Eighty Three Thousand Nine Hundred Forty Two Only)

E. Maintenance - Physical

	Amount(Rs.)
Office Maintenance Expenses	4732547
Repairs and Maintenance	4084103
Vehicle Maintenance Charges	151297
General Insurance	298350
Miscellaneous Expenses	18135
Hostel Maintenance Expenses	4543033
ETP Maintenance Expenses	31073
House Keeping Expenses	3163564
Garden Maintenance Expenses	58336
Campus Maintenance	239065
Total	<u>17319503</u>

(Rupees : One Crore Seventy Three Lakhs Ninteen Thousand Five Hundred Three Only)

UDIN - 23223576BGYJAO8208



For SUBHASH CHANDRAN ASSOCIATES
CHARTERED ACCOUNTANTS


S. ABHILASH CHANDRAN B.Com, FCA
PARTNER. (M. No. 223576)
FFI 004005

SCHEDULE - III STATEMENT OF FIXED ASSETS AS ON 31.03.2019

SL. NO.	ASSETS	ORIGINAL COST AS ON 01.04.2018	ADDITIONS DURING THE YEAR		ORIGINAL COST AS ON 31.03.2019	DEPRECIATION UP TO 31.03.2018	BALANCE	RATE OF DEPRECIATION	AMOUNT OF DEPRECIATION FOR THE YEAR	DEPRECIATION UP TO 31.03.2019	W.D.V AS ON 31.03.2019
			Up to 30.09.2018	After 30.09.2018							
1	Land	31004541.00	NIL	NIL	31004541.00	NIL	31004541.00	NIL	NIL	NIL	31004541.00
2	Building	296368293.25	896971.00	NIL	297265264.25	165581037.23	131684227.02	10%	13168422.70	178749459.93	118515804.32
3	Electrical Fixtures & Fittings	24802081.40	212508.00	NIL	25014589.40	14023839.67	10990749.73	10%	1099074.97	15122914.64	9891674.76
4	Furniture, Fixtures & Fittings	44516734.28	765230.00	10000.00	45291964.28	21310926.71	23981037.57	10%	2397603.76	23708530.47	21583433.81
5	Reference Book	107224843.95	293701.00	64463.00	11083007.95	NIL	11083007.95	NIL	NIL	NIL	11083007.95
6	M & MT Lab Equipment	22045343.95	10645.00	NIL	22055988.95	12885276.93	9170712.02	15%	1375606.80	14260883.73	7795105.22
7	Electronic Lab Equipment	7534380.30	133340.00	NIL	7667720.30	4465092.05	3202628.25	15%	480394.24	4945486.29	2722234.01
8	Hydraulic Lab Equipment	1076291.00	NIL	NIL	1076291.00	962668.53	113622.47	15%	17043.37	979711.90	96579.10
9	Electrical Lab Equipment	3133855.90	89680.00	NIL	3223535.90	2263206.84	960529.06	15%	144049.36	2407256.20	816279.70
10	Microprocessor Lab Equipment	39225.00	NIL	NIL	39225.00	36890.79	2334.21	15%	350.13	37240.92	1984.08
11	Survey Lab Equipment	993504.00	601800.00	NIL	1595304.00	845068.64	750235.36	15%	112535.30	957603.94	637700.06
12	ITP Equipment	2176000.60	NIL	NIL	2176000.60	1057703.94	1118296.66	15%	167744.50	1225448.44	950552.16
13	Generator	3162022.00	NIL	NIL	3162022.00	2250242.87	911779.13	15%	136766.87	2387009.74	775012.26
14	Computer	34040180.00	NIL	NIL	34040180.00	24587950.22	9452229.78	15%	1417834.47	26005784.69	8034395.31
15	Computer Accessories	13814021.00	592172.00	1384828.17	15791021.17	6143040.70	9647980.47	15%	1343334.96	7486375.66	8304645.51
16	Step	300000.00	NIL	NIL	300000.00	300000.00	NIL	15%	NIL	300000.00	NIL
17	Pump	654064.00	NIL	NIL	654064.00	510221.36	143842.64	15%	21576.40	531797.76	122266.24
18	Fax Machine	17500.00	NIL	NIL	17500.00	16653.29	846.71	15%	127.01	16780.30	719.70
19	Water Tank	204947.50	158400.00	NIL	363347.50	105332.19	258015.31	15%	38702.29	144034.48	219313.02
20	Card	439554.00	74992.00	NIL	514546.00	253449.11	261096.89	10%	26109.69	279558.80	234987.20
21	Office Equipment	680271.60	NIL	10904.00	691172.60	288596.49	402176.11	10%	39712.56	328309.05	362863.55
22	Television	963120.00	NIL	NIL	963120.00	403086.26	560033.74	10%	56003.37	459089.63	504030.37
23	Tools	47220.68	NIL	NIL	47220.68	37509.38	9711.30	15%	1456.70	38966.08	8254.60
24	Tensils	878201.00	NIL	NIL	878201.00	581007.92	297193.08	15%	44578.96	625586.88	252614.12
25	GABX Telephone	236775.00	NIL	NIL	236775.00	143976.74	92798.26	10%	9279.83	153256.57	83518.43
26	Workshop Equipment	1351664.85	NIL	NIL	1351664.85	848826.00	502038.85	15%	75425.83	924251.83	427413.02
27	UPS	2200395.00	NIL	NIL	2200395.00	1150588.01	1049106.99	10%	104980.69	1255568.70	944826.30
28	Viet Grinder	92570.60	NIL	NIL	92570.60	51170.57	41400.03	15%	6210.00	57380.57	35190.03
29	Projector	3096388.00	NIL	NIL	3096388.00	1478957.91	1617730.09	15%	242614.51	1721572.42	1374815.58
30	Water Filter	322860.00	NIL	NIL	322860.00	96833.35	226026.65	10%	22602.67	119436.02	203423.98
31	Land Development	7177595.00	NIL	NIL	7177595.00	NIL	7177595.00	NIL	NIL	NIL	7177595.00

SCHEDULE - II STATEMENT OF FIXED ASSETS AS ON 31.03.2019

Sl. No.	ASSETS	ORIGINAL COST AS ON 01.04.2018	ADDITIONS DURING THE YEAR		ORIGINAL COST AS ON 31.03.2019	DEPRECIATION UP TO 31.03.2018	BALANCE	RATE OF DEPRECIATION	AMOUNT OF DEPRECIATION FOR THE YEAR	DEPRECIATION UP TO 31.03.2019	W.D.V AS ON 31.03.2019
32	Air Conditioner	60822763.00	NIL	37000.00	6119763.00	2752849.63	3366913.37	10%	334841.34	3087690.97	3032072.03
33	Water Cooler	532813.00	NIL	NIL	532813.00	236136.94	296676.06	10%	29667.61	265004.55	267008.45
34	Machine Shop Equipment	4959465.57	NIL	NIL	4959465.57	4480239.26	479226.31	15%	71883.95	4552123.21	407342.36
35	Computer Lab Equipment	363479.00	NIL	NIL	363479.00	333542.29	29936.71	15%	4490.51	338032.80	25446.20
36	Heat Engine Lab Equipment	1763341.00	NIL	NIL	1763341.00	1462761.18	300579.82	15%	45086.97	1507848.15	255492.85
37	Geo Tech Lab Equipment	5810357.00	NIL	NIL	5810357.00	4650777.57	1159579.43	15%	173936.91	4824714.48	985642.52
38	Environment Lab Equipment	2050529.00	66729.00	NIL	2117258.00	1041034.01	1076223.99	15%	161433.60	1202467.61	914790.39
39	Transportation Lab Equipment	675783.00	NIL	NIL	675783.00	512621.44	163161.56	15%	24474.23	537095.67	138687.33
40	Compound Wall	5499766.00	NIL	NIL	5499766.00	3743457.04	1756308.96	10%	176530.90	3919087.94	1580678.06
41	Mike	119428.00	NIL	NIL	119428.00	61879.67	57548.33	10%	5754.83	67634.50	51793.50
42	Power & Electronics Lab Equipment	870421.00	635878.00	NIL	1506299.00	593308.59	912190.41	15%	136948.56	730257.15	776041.85
43	Electrical Measurement Lab Equipment	521010.00	NIL	NIL	521010.00	450339.55	70670.45	15%	10600.57	460940.12	60069.88
44	Sports Equipment	736072.00	NIL	30203.00	766275.00	429907.49	336367.51	15%	48189.90	478097.39	288177.61
45	Pager/Mobile Phone	605797.00	20650.00	NIL	626447.00	NIL	626447.00	NIL	NIL	NIL	626447.00
46	Dish Antenna	8825.00	NIL	NIL	8825.00	NIL	8825.00	NIL	NIL	NIL	8825.00
47	Automobile Lab Equipment	3644390.00	NIL	NIL	3644390.00	2302581.75	1341108.25	15%	201271.24	2503852.99	1140537.01
48	Water Heater	223550.00	NIL	NIL	223550.00	29626.74	193123.26	10%	19392.33	49019.07	174530.93
49	Canteen Equipment	3072917.00	NIL	NIL	3072917.00	2223321.63	849195.37	15%	127439.31	2350760.94	722156.06
50	Lift	2052992.00	NIL	NIL	2052992.00	865907.27	1187084.73	15%	178062.71	1043969.98	1009022.02
51	Physics Lab Equipment	376620.00	NIL	NIL	376620.00	137398.45	239221.55	15%	35883.23	173281.68	203338.32
52	Civil Lab Equipment	306196.00	NIL	NIL	306196.00	116906.34	189289.66	15%	28393.45	145299.79	160896.21
53	Chemistry Lab Equipment	297833.00	NIL	NIL	297833.00	114926.31	182306.69	15%	27436.00	142362.31	155470.69
54	Camera	622557.00	154318.00	NIL	776875.00	106635.20	670339.80	15%	100635.97	207171.17	569703.83
55	DVD Player	67500.00	NIL	NIL	67500.00	47376.90	20123.10	10%	2012.31	49389.21	18110.79
56	Solar Panel	2234649.00	NIL	NIL	2234649.00	597916.64	1636732.36	15%	245509.85	843426.49	1391222.51
57	FAB Lab	3150000.00	NIL	NIL	3150000.00	874125.00	2275875.00	15%	341381.25	1216506.25	1934493.75
58	Photocopier	78500.00	NIL	NIL	78500.00	14915.00	63585.00	10%	6358.50	21273.50	57226.50
	TOTAL	660821998.43	4707014.00	1637396.17	667066407.60	290859645.69	276206762.01		25086767.97	315946403.56	251120004.04



1) DR. G. P. C. NAYAR

2) PRAMOD P. THEVANNOOR

PRATHAP FOUNDATION FOR EDUCATION AND TRAINING
UNIT: SCMS SCHOOL OF ENGINEERING AND TECHNOLOGY
VIDYA NAGAR, PALISSERRY, KARUKUTTY - 683 582

INCOME AND EXPENDITURE ACCOUNT FOR THE YEAR ENDED 31-3-2019

EXPENDITURE	Amount (Rs.)	INCOME	Amount (Rs.)
To Salaries and Allowances	109532497.00	By Tuition Fee	129520031.00
To Rent, Rates and Taxes	4133819.22	By Admission Fee	40600.00
To Travelling Expenses	2224986.00	By Prospectus	105600.00
To Printing and Stationery	540156.00	By Interest Received from Fixed Deposits	18681437.00
To Advertisement Expenses	7155934.00	By Transportation Fee	17843916.55
To Postage, Telephone and Telegram	234858.73	By Miscellaneous Income	523865.64
To Newspapers and Periodicals	23900.00	By Hostel Fee	17022667.35
To Subscription	504628.37	By Student Development and Workshop Income	70000.00
To Interest on Term Loan	14506158.84	By Rent Received	466216.00
To Office Expenses	4732547.00	By Identity Card Fee	179510.00
To Electricity and Water Charges	5006016.00	By Interest Received from Other Deposits	86263.00
To Repairs and Maintenance	4084103.00	By PHD Course Work Fee	110000.00
To Vehicle Maintenance Charges	151297.00	By Consultancy Fee	147264.00
To General Insurance	298350.00	By Application Fee	179495.28
To Conveyance Charges	12759.00	By Special Fee	42719506.00
To Transport Charges	22783657.00	By Value added Courses and Special Facilities Fee	17047000.00
To Commission and Bank Charges	63306.51	By Research & Development Income	239626.00
To Examination Expenses	607758.00	By Donation Received	70500000.00
To Fees and Charges	3404527.00		
To Miscellaneous Expenses	18135.28		
To Hostel Expenses and Repairs	4543033.00		
To Lab Expenses	1163202.00		
To ETP Maintenance Expenses	31073.00		
To Seminar and Conference Expenses	1114105.22		



For SURESH CHANDRAN ASSOCIATES
 CHARTERED ACCOUNTANTS

Suresh Chandran

C. SURESH CHANDRAN B. Com., FCA
 PALLISSERRY (P.O. No. 216633)
 PIN 683055

PRATHAP FOUNDATION FOR EDUCATION AND TRAINING
UNIT: SCMS SCHOOL OF ENGINEERING AND TECHNOLOGY
VIDYA NAGAR, PALISSERRY, KARUKUTTY - 683 582

INCOME AND EXPENDITURE ACCOUNT FOR THE YEAR ENDED 31-3-2019

EXPENDITURE	Amount (Rs.)	INCOME	Amount (Rs.)
To PDP Expenses	1511777.00		
To Scholarship	16356500.00		
To Placement Expenses	671605.35		
To Internet Charges	1820740.00		
To Donation and Gift	122960.00		
To House Keeping Expenses	3163564.00		
To Medical Expenses	12279.00		
To Garden Expenses	58336.00		
To Campus Maintenance	239065.00		
To Awards And Presentations	1449821.60		
To Student Development Expenses	417610.00		
To Research & Development Expenses	229945.00		
To Faculty Development Expenses	128458.00		
To Cultural & Sports Expenses	445787.00		
To Consultancy Expenses	147879.00		
To Gratuity	1103484.00		
To Alumni Expenses	789368.00		
To Depreciation written off	25086757.97		
To Excess Of Income Over Expenditure	74856253.73		
	315482997.82		315482997.82

DIRECTORS : 1) DR.G.P.C.NAYAR

2) PRAMOD.P.THEVANNOOR

AUDITOR'S REPORT

(As per our Report of even date)



For CHARTERED ACCOUNTANTS

[Signature]
 CHANDRAN ASSOCIATES
 CHARTERED ACCOUNTANTS
 PALISSERRY, KARUKUTTY
 PIN - 683582