

PRATHAP FOUNDATION FOR EDUCATION AND TRAINING
UNIT: SCMS SCHOOL OF ENGINEERING AND TECHNOLOGY
VIDYA NAGAR, PALISSERRY, KARUKUTTY - 683 582

SCHEDULE - III STATEMENT OF FIXED ASSETS AS ON 31.03.2021

SL. NO.	ASSETS	ORIGINAL COST AS ON 01.04.2020	ADDITIONS DURING THE YEAR		ORIGINAL COST AS ON 31.03.2021	DEPRECIATION UP TO 31.03.2020	BALANCE	RATE OF DEPRECIATION	AMOUNT OF DEPRECIATION FOR THE YEAR	DEPRECIATION UP TO 31.03.2021	W.D.V. AS ON 31.03.2021
			Up to 30.09.2020	After 30.09.2020							
1	Air Conditioner	6119763.00	NIL	NIL	6119763.00	3390898.17	2728864.83	10%	272886.48	3663784.65	2455978.35
2	Automobile Lab Equipment	3644390.00	NIL	NIL	3644390.00	2674933.54	969456.46	15%	145418.47	2820352.01	824037.99
3	Building	297265264.25	NIL	NIL	297265264.25	190601040.36	106664223.89	10%	10666422.39	201267462.75	95997801.50
4	Board	514546.00	NIL	NIL	514546.00	303057.52	211488.48	10%	21148.85	324206.37	190339.63
5	Computer	34040180.00	NIL	NIL	34040180.00	27210943.98	6829236.02	15%	1024385.40	28235329.38	5804850.62
6	Computer Accessories	16531885.17	59619.00	64975.00	16656479.17	8803940.18	7852538.99	15%	1173007.73	9976947.91	6679531.26
7	Civil Lab Equipment	306196.00	NIL	NIL	306196.00	169434.22	136761.78	15%	20514.27	189948.49	116247.51
8	Chemistry Lab Equipment	297833.00	NIL	NIL	297833.00	165682.91	132150.09	15%	19822.51	185505.42	112327.58
9	Camera	916679.00	NIL	NIL	916679.00	313597.34	603081.66	15%	90462.25	404059.59	512619.41
10	Compound Wall	5499766.00	NIL	NIL	5499766.00	4077155.74	1422610.26	10%	142261.03	4219416.77	1280349.23
11	Computer Lab Equipment	363479.00	NIL	NIL	363479.00	341849.73	21629.27	15%	3244.39	345094.12	18384.88
12	Canteen Equipment	3072917.00	NIL	NIL	3072917.00	2459084.34	613832.66	15%	92074.90	2551159.24	521757.76
13	Dish Antenna	8825.00	NIL	NIL	8825.00	NIL	8825.00	NIL	NIL	NIL	8825.00
14	DVD Player	67500.00	NIL	NIL	67500.00	51200.28	16299.72	10%	1629.97	52830.25	14669.75
15	Environment Lab Equipment	2172843.00	NIL	NIL	2172843.00	1343855.03	828987.97	15%	124348.20	1468203.23	704639.77
16	Electrical Measurement Lab Equipment	521010.00	NIL	NIL	521010.00	469950.60	51059.40	15%	7658.91	477609.51	43400.49
17	EPABX Telephone	236775.00	134520.00	NIL	371295.00	161608.41	209686.59	10%	20968.66	182577.07	188717.93
18	ETP Equipment	3326972.60	NIL	NIL	3326972.60	1491854.16	1835118.44	15%	275267.77	1767121.93	1559850.67
19	Electrical Lab Equipment	3223535.90	NIL	NIL	3223535.90	2529698.15	693837.75	15%	104075.66	2633773.81	589762.09
20	Electronic Lab Equipment	7667720.30	NIL	NIL	7667720.30	5353821.39	2313898.91	15%	347084.84	5700906.23	1966814.07
21	Electrical Fixtures & Fittings	25014589.40	45630.00	3025.00	25063244.40	16112082.11	8951162.29	10%	894964.98	17007047.09	8056197.31
22	Furniture, Fixtures & Fittings	45291964.28	NIL	NIL	45291964.28	25866873.85	19425090.43	10%	1942509.04	27809382.89	17482581.39
23	Fax Machine	17500.00	NIL	NIL	17500.00	16888.25	611.75	15%	91.76	16980.01	519.99
24	FAB Lab	3150000.00	NIL	NIL	3150000.00	1505680.31	1644319.69	15%	246647.95	1752328.26	1397671.74
25	Generator	3162022.00	NIL	NIL	3162022.00	2503261.57	658760.43	15%	98814.06	2602075.63	559946.37
26	Geo Tech Lab Equipment	5923875.00	NIL	NIL	5923875.00	4982090.35	941784.65	15%	141267.70	5123358.05	800516.95
27	Hydraulic Lab Equipment	1076291.00	NIL	NIL	1076291.00	994198.76	82092.24	15%	12313.84	1006512.60	69778.40
28	Heat Engine Lab Equipment	1763341.00	NIL	NIL	1763341.00	1546172.07	217168.93	15%	32575.34	1578747.41	184593.59
29	Jeep	300000.00	NIL	NIL	300000.00	300000.00	NIL	15%	NIL	300000.00	NIL
30	Lift	2052992.00	NIL	NIL	2052992.00	1195323.28	857668.72	15%	128650.31	1323973.59	729018.41
31	Land Development	7177595.00	NIL	NIL	7177595.00	NIL	7177595.00	NIL	NIL	NIL	7177595.00

PRATHAP FOUNDATION FOR EDUCATION AND TRAINING
UNIT: SCMS SCHOOL OF ENGINEERING AND TECHNOLOGY
VIDYA NAGAR, PALISSERRY, KARUKUTTY - 683 582

SCHEDULE - III STATEMENT OF FIXED ASSETS AS ON 31.03.2021

SL. NO.	ASSETS	ORIGINAL COST AS ON 01.04.2020	ADDITIONS DURING THE YEAR		ORIGINAL COST AS ON 31.03.2021	DEPRECIATION UP TO 31.03.2020	BALANCE	RATE OF DEPRECIATION	AMOUNT OF DEPRECIATION FOR THE YEAR	DEPRECIATION UP TO 31.03.2021	W.D.V.AS ON 31.03.2021
			Up to 30.09.2020	After 30.09.2020							
32	Land	31004541.00	NIL	NIL	31004541.00	NIL	31004541.00	NIL	NIL	NIL	31004541.00
33	Lab Equipments - Research	NIL	83300.00	NIL	83300.00	NIL	83300.00	15%	6247.50	6247.50	77052.50
34	Microprocessor Lab Equipment	39225.00	NIL	NIL	39225.00	37538.53	1686.47	15%	252.97	37791.50	1433.50
35	Mike	119428.00	NIL	NIL	119428.00	72813.85	46614.15	10%	4661.42	77475.27	41952.73
36	Machine Shop Equipment	4959465.57	NIL	NIL	4959465.57	4613224.56	346241.01	15%	51936.15	4665160.71	294304.86
37	Office Equipment	691172.60	NIL	NIL	691172.60	364595.40	326577.20	10%	32657.72	397253.12	293919.48
38	Projector	3096388.00	NIL	NIL	3096388.00	1927794.75	1168593.25	15%	175288.99	2103083.74	993304.26
39	Pump	729848.00	NIL	NIL	729848.00	561505.29	168342.71	15%	25251.41	586756.70	143091.30
40	Pager/Mobile Phone	626447.00	NIL	NIL	626447.00	NIL	626447.00	NIL	NIL	NIL	626447.00
41	Power & Electronics Lab Equipment	1506299.00	82665.00	69210.00	1658174.00	846663.42	811510.58	15%	116535.84	963199.26	694974.74
42	Physics Lab Equipment	376620.00	NIL	NIL	376620.00	203782.42	172837.58	15%	25925.64	229708.06	146911.94
43	Photocopier	78500.00	NIL	NIL	78500.00	26996.15	51503.85	10%	5150.39	32146.54	46353.46
44	Reference Book	11133750.95	74137.00	NIL	11207887.95	NIL	11207887.95	NIL	NIL	NIL	11207887.95
45	SM & MT Lab Equipment	22055988.95	NIL	NIL	22055988.95	15430149.51	6625839.44	15%	993875.92	16424025.43	5631963.52
46	Survey Lab Equipment	1803554.00	NIL	NIL	1803554.00	1068877.69	734676.31	15%	110201.45	1179079.14	624474.86
47	Sports Equipment	766275.00	NIL	NIL	766275.00	521324.03	244950.97	15%	36742.65	558066.68	208208.32
48	Television	963120.00	NIL	NIL	963120.00	509492.66	453627.34	10%	45362.73	554855.39	408264.61
49	Tools	47220.68	NIL	NIL	47220.68	40204.27	7016.41	15%	1052.46	41256.73	5963.95
50	Transportation Lab Equipment	675783.00	NIL	NIL	675783.00	557898.76	117884.24	15%	17682.64	575581.40	100201.60
51	Utensils	935321.00	NIL	NIL	935321.00	672046.99	263274.01	15%	39491.10	711538.09	223782.91
52	UPS	2249828.00	NIL	NIL	2249828.00	1354994.63	894833.37	10%	89483.34	1444477.97	805350.03
53	Solar Panel	2234649.00	NIL	NIL	2234649.00	1052109.86	1182539.14	15%	177380.87	1229490.73	1005158.27
54	Water Tank	363347.50	NIL	NIL	363347.50	176931.43	186416.07	15%	27962.41	204893.84	158453.66
55	Workshop Equipment	1351664.85	NIL	NIL	1351664.85	988363.78	363301.07	15%	54495.16	1042858.94	308805.91
56	Wet Grinder	92570.60	NIL	NIL	92570.60	62659.07	29911.53	15%	4486.73	67145.80	25424.80
57	Water Filter	322860.00	NIL	NIL	322860.00	139778.41	183081.59	10%	18308.16	158086.57	164773.43
58	Water Cooler	532813.00	NIL	NIL	532813.00	292505.39	240307.61	10%	24030.76	316536.15	216276.85
59	Water Heater	223550.00	NIL	NIL	223550.00	66472.16	157077.84	10%	15707.78	82179.94	141370.06
	TOTAL	569708480.60	479871.00	137210.00	570325661.60	338524899.61	23180061.99		20150689.85	358675589.46	211649972.14

DIRECTORS :

1) DR.G.P.C.NAYAR

2) PRAMOD P. ETHEVANNILLOOR

DR. PRAVEEN S. C.
PRINCIPAL

PRATHAP FOUNDATION FOR EDUCATION AND TRAINING
UNIT: SCMS SCHOOL OF ENGINEERING AND TECHNOLOGY
VIDYA NAGAR, PALISSERRY, KARUKUTTY - 683 582

SCHEDULE - III STATEMENT OF FIXED ASSETS AS ON 31.03.2020

SL. NO.	ASSETS	ORIGINAL COST AS ON 01.04.2019	ADDITIONS DURING THE YEAR		ORIGINAL COST AS ON 31.03.2020	DEPRECIATION UP TO 31.03.2019	BALANCE	RATE OF DEPRECIATION	AMOUNT OF DEPRECIATION FOR THE YEAR	DEPRECIATION UP TO 31.03.2020	W.D.V.AS ON 31.03.2020
			Up to 30.09.2019	After 30.09.2019							
1	Land	31004541.00	NIL	NIL	31004541.00	NIL	31004541.00	NIL	NIL	NIL	31004541.00
2	Building	297265264.25	NIL	NIL	297265264.25	178749459.93	118515804.32	10%	11851580.43	190601040.36	106664223.89
3	Electrical Fixtures & Fittings	25014589.40	NIL	NIL	25014589.40	15122914.64	9891674.76	10%	989167.47	16112082.11	8902507.29
4	Furniture, Fixtures & Fittings	45291964.28	NIL	NIL	45291964.28	23708530.47	21583433.81	10%	2158343.38	25866873.85	19425090.43
5	Reference Book	11083007.95	30707.00	20036.00	11133750.95	NIL	11133750.95	NIL	NIL	NIL	11133750.95
6	SM & MT Lab Equipment	22055988.95	NIL	NIL	22055988.95	14260883.73	7795105.22	15%	1169265.78	15430149.51	6625839.44
7	Electronic Lab Equipment	7667720.30	NIL	NIL	7667720.30	4945486.29	2722234.01	15%	408335.10	5353821.39	2313898.91
8	Hydraulic Lab Equipment	1076291.00	NIL	NIL	1076291.00	979711.90	96579.10	15%	14486.86	994198.76	82092.24
9	Electrical Lab Equipment	3223535.90	NIL	NIL	3223535.90	2407256.20	816279.70	15%	122441.95	2529698.15	693837.75
10	Microprocessor Lab Equipment	39225.00	NIL	NIL	39225.00	37240.92	1984.08	15%	297.61	37538.53	1686.47
11	Survey Lab Equipment	1595304.00	NIL	208250.00	1803554.00	957603.94	845950.06	15%	111273.75	1068877.69	734676.31
12	ETP Equipment	2176000.60	500000.00	650972.00	3326972.60	1225448.44	2101524.16	15%	266405.72	1491854.16	1835118.44
13	Generator	3162022.00	NIL	NIL	3162022.00	2387009.74	775012.26	15%	116251.83	2503261.57	658760.43
14	Computer	34040180.00	NIL	NIL	34040180.00	26005784.69	8034395.31	15%	1205159.29	27210943.98	6829236.02
15	Computer Accessories	15791021.17	217372.00	523492.00	16531885.17	7486375.66	9045509.51	15%	1317564.52	8803940.18	7727944.99
16	Jeep	300000.00	NIL	NIL	300000.00	300000.00	NIL	15%	NIL	300000.00	NIL
17	Pump	654064.00	75784.00	NIL	729848.00	531797.76	198050.24	15%	29707.53	561505.29	168342.71
18	Fax Machine	17500.00	NIL	NIL	17500.00	16780.30	719.70	15%	107.95	16888.25	611.75
19	Water Tank	363347.50	NIL	NIL	363347.50	144034.48	219313.02	15%	32896.95	176931.43	186416.07
20	Board	514546.00	NIL	NIL	514546.00	279558.80	234987.20	10%	23498.72	303057.52	211488.48
21	Office Equipment	691172.60	NIL	NIL	691172.60	328309.05	362863.55	10%	36286.35	364595.40	326577.20
22	Television	963120.00	NIL	NIL	963120.00	459089.63	504030.37	10%	50403.03	509492.66	453627.34
23	Tools	47220.68	NIL	NIL	47220.68	38966.08	8254.60	15%	1238.19	40204.27	7016.41
24	Utensils	878201.00	57120.00	NIL	935321.00	625586.88	309734.12	15%	46460.11	672046.99	263274.01
25	EPABX Telephone	236775.00	NIL	NIL	236775.00	153256.57	83518.43	10%	8351.84	161608.41	75166.59
26	Workshop Equipment	1351664.85	NIL	NIL	1351664.85	924251.83	427413.02	15%	64111.95	988363.78	363301.07
27	UPS	2200395.00	49433.00	NIL	2249828.00	1255568.70	994259.30	10%	99425.93	1354994.63	894833.37
28	Wet Grinder	92570.60	NIL	NIL	92570.60	57380.57	35190.03	15%	5278.50	62659.07	29911.53
29	Projector	3096388.00	NIL	NIL	3096388.00	1721572.42	1374815.58	15%	206222.33	1927794.75	1168593.25
30	Water Filter	322860.00	NIL	NIL	322860.00	19436.02	203423.98	10%	20342.39	139778.41	183081.59
31	Land Development	7177595.00	NIL	NIL	7177595.00	NIL	7177595.00	NIL	NIL	NIL	7177595.00

DR. PRAVEEN S. C.
 PRINCIPAL
 SCMS SCHOOL OF ENGINEERING & TECHNOLOGY

PRATHAP FOUNDATION FOR EDUCATION AND TRAINING
UNIT: SCMS SCHOOL OF ENGINEERING AND TECHNOLOGY
VIDYA NAGAR, PALISSERRY, KARUKUTTY - 683 582

SCHEDULE - III STATEMENT OF FIXED ASSETS AS ON 31.03.2020

SL. NO.	ASSETS	ORIGINAL COST AS ON 01.04.2019	ADDITIONS DURING THE YEAR		ORIGINAL COST AS ON 31.03.2020	DEPRECIATION UP TO 31.03.2019	BALANCE	RATE OF DEPRECIATION	AMOUNT OF DEPRECIATION FOR THE YEAR	DEPRECIATION UP TO 31.03.2020	W.D.V. AS ON 31.03.2020
32	Air Conditioner	6119763.00	NIL	NIL	6119763.00	3087690.97	3032072.03	10%	303207.20	3390898.17	2728864.83
33	Water Cooler	532813.00	NIL	NIL	532813.00	265804.55	267008.45	10%	26700.84	292505.39	240307.61
34	Machine Shop Equipment	4959465.57	NIL	NIL	4959465.57	4552123.21	407342.36	15%	61101.35	4613224.56	346241.01
35	Computer Lab Equipment	363479.00	NIL	NIL	363479.00	338032.80	25446.20	15%	3816.93	341849.73	21629.27
36	Heat Engine Lab Equipment	1763341.00	NIL	NIL	1763341.00	1507848.15	255492.85	15%	38323.92	1546172.07	217168.93
37	Geo Tech Lab Equipment	5810357.00	13542.00	99976.00	5923875.00	4824714.48	1099160.52	15%	157375.87	4982090.35	941784.65
38	Environment Lab Equipment	2117258.00	NIL	55585.00	2172843.00	1202467.61	970375.39	15%	141387.42	1343855.03	828987.97
39	Transportation Lab Equipment	675783.00	NIL	NIL	675783.00	537095.67	138687.33	15%	20803.09	557898.76	117884.24
40	Compound Wall	5499766.00	NIL	NIL	5499766.00	3919087.94	1580678.06	10%	158067.80	4077155.74	1422610.26
41	Mike	119428.00	NIL	NIL	119428.00	67634.50	51793.50	10%	5179.35	72813.85	46614.15
42	Power & Electronics Lab Equipment	1506299.00	NIL	NIL	1506299.00	730257.15	776041.85	15%	116406.27	846663.42	659635.58
43	Electrical Measurement Lab Equipment	521010.00	NIL	NIL	521010.00	460940.12	60069.88	15%	9010.48	469950.60	51059.40
44	Sports Equipment	766275.00	NIL	NIL	766275.00	478097.39	288177.61	15%	43226.64	521324.03	244950.97
45	Pager/Mobile Phone	626447.00	NIL	NIL	626447.00	NIL	626447.00	NIL	NIL	NIL	626447.00
46	Dish Antenna	8825.00	NIL	NIL	8825.00	NIL	8825.00	NIL	NIL	NIL	8825.00
47	Automobile Lab Equipment	3644390.00	NIL	NIL	3644390.00	2503852.99	1140537.01	15%	171080.55	2674933.54	969456.46
48	Water Heater	223550.00	NIL	NIL	223550.00	49019.07	174530.93	10%	17453.09	66472.16	157077.84
49	Canteen Equipment	3072917.00	NIL	NIL	3072917.00	2350760.94	722156.06	15%	108323.40	2459084.34	613832.66
50	Lift	2052992.00	NIL	NIL	2052992.00	1043969.98	1009022.02	15%	151353.30	1195323.28	857668.72
51	Physics Lab Equipment	376620.00	NIL	NIL	376620.00	173281.68	203338.32	15%	30500.74	203782.42	172837.58
52	Civil Lab Equipment	306196.00	NIL	NIL	306196.00	145299.79	160896.21	15%	24134.43	169434.22	136761.78
53	Chemistry Lab Equipment	297833.00	NIL	NIL	297833.00	142362.31	155470.69	15%	23320.60	165682.91	132150.09
54	Camera	776875.00	139804.00	NIL	916679.00	207171.17	709507.83	15%	106426.17	313597.34	603081.66
55	DVD Player	67500.00	NIL	NIL	67500.00	49389.21	18110.79	10%	1811.07	51200.28	16299.72
56	Solar Panel	2234649.00	NIL	NIL	2234649.00	843426.49	1391222.51	15%	208683.37	1052109.86	1182539.14
57	FAB Lab	3150000.00	NIL	NIL	3150000.00	1215506.25	1934493.75	15%	290174.06	1505680.31	1644319.69
58	Photocopier	78500.00	NIL	NIL	78500.00	21273.50	57226.50	10%	5722.65	26996.15	51503.85
	TOTAL	567066407.60	1083762.00	1558311.00	569708480.60	315946403.56	253762077.04		22578496.05	338524899.61	231183580.99

For SUBHASH CHANDRAN ASSOCIATES
 CHARTERED ACCOUNTANTS

DIRECTORS:

1) DR. G. P. C. NAYAR

2) PRAMOD. P. T. HEVANNOOR

DR. PRAVEENSAL C.J.
 PRINCIPAL


SCMS SCHOOL OF ENGINEERING & TECHNOLOGY

C. SUBHASH CHANDRAN B.Com, FCA
 PARTNER. (M. No. 015633)

**UNIT: SCMS SCHOOL OF ENGINEERING AND TECHNOLOGY
VIDYA NAGAR, PALISSERY, KARUKUTTY - 683 582**

SCHEDULE - III STATEMENT OF FIXED ASSETS AS ON 31.03.2019

SL. NO.	ASSETS	ORIGINAL COST AS ON 01.04.2018	ADDITIONS DURING THE YEAR		ORIGINAL COST AS ON 31.03.2019	DEPRECIATION UP TO 31.03.2018	BALANCE	RATE OF DEPRECIATION	AMOUNT OF DEPRECIATION FOR THE YEAR	DEPRECIATION UP TO 31.03.2019	W.D.V. AS ON 31.03.2019
			Up to 30.09.2018	After 30.09.2018							
1	Land	31004541.00	NIL	NIL	31004541.00	NIL	31004541.00	NIL	NIL	NIL	31004541.00
2	Building	296368293.25	896971.00	NIL	297265264.25	165581037.23	131684227.02	10%	13168422.70	178749459.93	118515804.32
3	Electrical Fixtures & Fittings	24802081.40	212508.00	NIL	25014589.40	14023839.67	10990749.73	10%	1099074.97	15122914.64	9891674.76
4	Furniture, Fixtures & Fittings	44516734.28	765230.00	10000.00	45291964.28	21310926.71	23981037.57	10%	2397603.76	23708530.47	21583433.81
5	Reference Book	10724843.95	293701.00	64463.00	11083007.95	NIL	11083007.95	NIL	NIL	NIL	11083007.95
6	SM & MT Lab Equipment	22045343.95	10645.00	NIL	22055988.95	12885276.93	9170712.02	15%	1375606.80	14260883.73	7795105.22
7	Electronic Lab Equipment	7534380.30	133340.00	NIL	7667720.30	4465092.05	3202628.25	15%	480394.24	4945486.29	2722234.01
8	Hydraulic Lab Equipment	1076291.00	NIL	NIL	1076291.00	962668.53	113622.47	15%	17043.37	979711.90	96579.10
9	Electrical Lab Equipment	3133855.90	89680.00	NIL	3223535.90	2263206.84	960529.06	15%	144049.36	2407256.20	816279.70
10	Microprocessor Lab Equipment	39225.00	NIL	NIL	39225.00	36890.79	2334.21	15%	350.13	37240.92	1984.08
11	Survey Lab Equipment	993504.00	601800.00	NIL	1595304.00	845068.64	750235.36	15%	112535.30	957603.94	637700.06
12	ETP Equipment	2176000.60	NIL	NIL	2176000.60	1057703.94	1118296.66	15%	167744.50	1225448.44	950552.16
13	Generator	3162022.00	NIL	NIL	3162022.00	2250242.87	911779.13	15%	136766.87	2387009.74	775012.26
14	Computer	34040180.00	NIL	NIL	34040180.00	24587950.22	9452229.78	15%	1417834.47	26005784.69	8034395.31
15	Computer Accessories	13814021.00	592172.00	1384828.17	15791021.17	6143040.70	9647980.47	15%	1343334.96	7486375.66	8304645.51
16	Jeep	300000.00	NIL	NIL	300000.00	300000.00	NIL	15%	NIL	300000.00	NIL
17	Pump	654064.00	NIL	NIL	654064.00	510221.36	143842.64	15%	21576.40	531797.76	122266.24
18	Fax Machine	17500.00	NIL	NIL	17500.00	16653.29	846.71	15%	127.01	16780.30	719.70
19	Water Tank	204947.50	158400.00	NIL	363347.50	105332.19	258015.31	15%	38702.29	144034.48	219313.02
20	Board	439554.00	74992.00	NIL	514546.00	253449.11	261096.89	10%	26109.69	279558.80	234987.20
21	Office Equipment	680271.60	NIL	10901.00	691172.60	288596.49	402576.11	10%	39712.56	328309.05	362863.55
22	Television	963120.00	NIL	NIL	963120.00	403086.26	560033.74	10%	56003.37	459089.63	504030.37
23	Tools	47220.68	NIL	NIL	47220.68	37509.38	9711.30	15%	1456.70	38966.08	8254.60
24	Utensils	878201.00	NIL	NIL	878201.00	581007.92	297193.08	15%	44578.96	625586.88	252614.12
25	EPABX Telephone	236775.00	NIL	NIL	236775.00	143976.74	92798.26	10%	9279.83	153256.57	83518.43
26	Workshop Equipment	1351664.85	NIL	NIL	1351664.85	848826.00	502838.85	15%	75425.83	924251.83	427413.02
27	UPS	2200395.00	NIL	NIL	2200395.00	1150588.01	1049806.99	10%	104980.69	1255568.70	944826.30
28	Wet Grinder	92570.60	NIL	NIL	92570.60	51170.57	41400.03	15%	6210.00	57380.57	35190.03
29	Projector	3096388.00	NIL	NIL	3096388.00	1478957.91	1617430.09	15%	242614.51	1721572.42	1374815.58
30	Water Filter	322860.00	NIL	NIL	322860.00	96833.35	226026.65	10%	22602.67	119436.02	203423.98
31	Land Development	7177595.00	NIL	NIL	7177595.00	NIL	7177595.00	NIL	NIL	NIL	7177595.00



[Handwritten signature]

DR. PRAVEEN S. C. J.
PRINCIPAL
SCMS SCHOOL OF ENGINEERING & TECHNOLOGY

SCMS SCHOOL OF ENGINEERING AND TECHNOLOGY
VIDYA NAGAR, PALISSERRY, KARUKUTTY - 683 582
SCHEDULE - III STATEMENT OF FIXED ASSETS AS ON 31.03.2019

SL. NO.	ASSETS	ORIGINAL COST AS ON 01.04.2018	ADDITIONS DURING THE YEAR		ORIGINAL COST AS ON 31.03.2019	DEPRECIATION UP TO 31.03.2018	BALANCE	RATE OF DEPRECIATION	AMOUNT OF DEPRECIATION FOR THE YEAR	DEPRECIATION UP TO 31.03.2019	W.D.V. AS ON 31.03.2019
32	Air Conditioner	6082763.00	NIL	37000.00	6119763.00	2752849.63	3366913.37	10%	334841.34	3087690.97	3032072.03
33	Water Cooler	532813.00	NIL	NIL	532813.00	236136.94	296676.06	10%	29667.61	265804.55	267008.45
34	Machine Shop Equipment	4959465.57	NIL	NIL	4959465.57	4480239.26	479226.31	15%	71883.95	4552123.21	407342.36
35	Computer Lab Equipment	363479.00	NIL	NIL	363479.00	333542.29	29936.71	15%	4490.51	338032.80	25446.20
36	Heat Engine Lab Equipment	1763341.00	NIL	NIL	1763341.00	1462761.18	300579.82	15%	45086.97	1507848.15	255492.85
37	Geo Tech Lab Equipment	5810357.00	NIL	NIL	5810357.00	4650777.57	1159579.43	15%	173936.91	4824714.48	985642.52
38	Environment Lab Equipment	2050529.00	66729.00	NIL	2117258.00	1041034.01	1076223.99	15%	161433.60	1202467.61	914790.39
39	Transportation Lab Equipment	675783.00	NIL	NIL	675783.00	512621.44	163161.56	15%	24474.23	537095.67	138687.33
40	Compound Wall	5499766.00	NIL	NIL	5499766.00	3743457.04	1756308.96	10%	175630.90	3919087.94	1580678.06
41	Mike	119428.00	NIL	NIL	119428.00	61879.67	57548.33	10%	5754.83	67634.50	51793.50
42	Power & Electronics Lab Equipment	870421.00	635878.00	NIL	1506299.00	593308.59	912990.41	15%	136948.56	730257.15	776041.85
43	Electrical Measurement Lab Equipment	521010.00	NIL	NIL	521010.00	450339.55	70670.45	15%	10600.57	460940.12	60069.88
44	Sports Equipment	736072.00	NIL	30203.00	766275.00	429907.49	336367.51	15%	48189.90	478097.39	288177.61
45	Pager/Mobile Phone	605797.00	20650.00	NIL	626447.00	NIL	626447.00	NIL	NIL	NIL	626447.00
46	Dish Antenna	8825.00	NIL	NIL	8825.00	NIL	8825.00	NIL	NIL	NIL	8825.00
47	Automobile Lab Equipment	3644390.00	NIL	NIL	3644390.00	2302581.75	1341808.25	15%	201271.24	2503852.99	1140537.01
48	Water Heater	223550.00	NIL	NIL	223550.00	29626.74	193923.26	10%	19392.33	49019.07	174530.93
49	Canteen Equipment	3072917.00	NIL	NIL	3072917.00	2223321.63	849595.37	15%	127439.31	2350760.94	722156.06
50	Lift	2052992.00	NIL	NIL	2052992.00	865907.27	1187084.73	15%	178062.71	1043969.98	1009022.02
51	Physics Lab Equipment	376620.00	NIL	NIL	376620.00	137398.45	239221.55	15%	35883.23	173281.68	203338.32
52	Civil Lab Equipment	306196.00	NIL	NIL	306196.00	116906.34	189289.66	15%	28393.45	145299.79	160896.21
53	Chemistry Lab Equipment	297833.00	NIL	NIL	297833.00	114926.31	182906.69	15%	27436.00	142362.31	155470.69
54	Camera	622557.00	154318.00	NIL	776875.00	106635.20	670239.80	15%	100535.97	207171.17	569703.83
55	DVD Player	67500.00	NIL	NIL	67500.00	47376.90	20123.10	10%	2012.31	49389.21	18110.79
56	Solar Panel	2234649.00	NIL	NIL	2234649.00	597916.64	1636732.36	15%	245509.85	843426.49	1391222.51
57	FAB Lab	3150000.00	NIL	NIL	3150000.00	874125.00	2275875.00	15%	341381.25	1215506.25	1934493.75
58	Photocopier	78500.00	NIL	NIL	78500.00	14915.00	63585.00	10%	6358.50	21273.50	57226.50
TOTAL		560821998.43	4707014.00	1537395.17	567066407.60	290859645.59	276206762.01	10%	25086757.97	315946403.56	251120004.04

DIRECTORS:

1) DR.G.P.C.NAYAR

2) PRAMOD.P.THEVANNOOR

DR. PRAVEENSAL C.I.
PRINCIPAL

SCMS SCHOOL OF ENGINEERING & TECHNOLOGY

SHASHI CHANDRAN P. Co., FCA
PARTNER, (M. No. 915633)
FRN 0040955

SCHEDULE - III STATEMENT OF FIXED ASSETS AS ON 31.03.2018

DR. PRAVEEN SACHDEV
PRINCIPAL
SCMS SCHOOL OF ENGINEERING & TECHNOLOGY

PRATHAP FOUNDATION FOR EDUCATION AND TRAINING
UNIT SCMS SCHOOL OF ENGINEERING AND TECHNOLOGY
ADYA NAGAR, PALISSERRY, KARUKUTTY - 683 582

SCHEDULE - III STATEMENT OF FIXED ASSETS AS ON 31.03.2018

S.NO.	ASSETS	ORIGINAL COST AS ON 01.04.2017	ADDITIONS DURING THE YEAR		ORIGINAL COST AS ON 31.03.2018	DEPRECIATIO N UP TO 31.03.2017	BALANCE	RATE OF DEPRE C- IATION	AMOUNT OF DEPRECIAT- ION FOR THE YEAR	DEPRECIA- TION UP TO 31.03.2018	W.D.V.AS ON 31.03.2018
			Up to 30.09.2017	After 30.09.2017							
25	EPABX Telephone	236775.00	NIL	NIL	236775.00	133665.82	103109.18	10%	10310.92	143976.74	92798.26
26	Workshop Equipment	962996.85	245440.00	143228.00	1351664.85	772727.50	578937.35	15%	76098.50	848826.00	502838.85
27	UPS	2200395.00	NIL	NIL	2200395.00	1033942.79	1166452.21	10%	116645.22	1150588.01	1049806.99
28	Wet Grinder	92570.60	NIL	NIL	92570.60	43864.69	48705.92	15%	7305.89	51170.58	41400.03
29	Projector	3096388.00	NIL	NIL	3096388.00	1193529.07	1902858.93	15%	285428.84	1478957.91	1617430.09
30	Water Filter	322860.00	NIL	NIL	322860.00	71719.28	251140.72	10%	25114.07	96833.35	226026.65
31	Land Development	6391749.00	785846.00	NIL	7177595.00	NIL	7177595.00	NIL	NIL	NIL	7177595.00
32	Air Conditioner	6082763.00	NIL	NIL	6082763.00	2382859.25	3699903.75	10%	369990.38	2752849.63	3329913.37
33	Water Cooler	532813.00	NIL	NIL	532813.00	203172.93	329640.07	10%	32964.01	236136.94	296676.06
34	Machine Shop Equipment	4959465.57	NIL	NIL	4959465.57	4395669.92	563795.66	15%	84569.35	4480239.27	479226.31
35	Computer Lab Equipment	363479.00	NIL	NIL	363479.00	328259.34	35219.66	15%	5282.95	333542.29	29936.71
36	Heat Engine Lab Equipment	1763341.00	NIL	NIL	1763341.00	1409717.68	353623.32	15%	53043.50	1462761.18	300579.82
37	Geo Tech Lab Equipment	5719124.00	91233.00	NIL	5810357.00	4446145.90	1364211.10	15%	204631.67	4650777.57	1159579.43
38	Environment Lab Equipment	1723358.00	327171.00	NIL	2050529.00	862887.84	1187641.16	15%	178146.17	1041034.01	1009494.99
39	Transportation Lab Equipment	647970.00	NIL	27813.00	675783.00	486282.31	189500.69	15%	26339.13	512621.44	163161.56
40	Compound Wall	5499766.00	NIL	NIL	5499766.00	3548311.60	1951454.40	10%	195145.44	3743457.04	1756308.96
41	Mike	119428.00	NIL	NIL	119428.00	55485.41	63942.59	10%	6394.26	61879.67	57548.33
42	Power & Electronics Lab Equipment	715686.00	48640.00	106095.00	870421.00	553767.72	316653.28	15%	39540.87	593308.59	277112.41
43	Electrical Measurement Lab Equipment	521010.00	NIL	NIL	521010.00	437868.29	83141.71	15%	12471.26	450339.55	70670.45
44	Sports Equipment	685404.00	NIL	50668.00	736072.00	380349.17	355722.83	15%	49558.32	429907.49	306164.51
45	Pager/Mobile Phone	596797.00	9000.00	NIL	605797.00	NIL	605797.00	NIL	NIL	NIL	605797.00
46	Dish Antenna	8825.00	NIL	NIL	8825.00	NIL	8825.00	NIL	NIL	NIL	8825.00
47	Automobile Lab Equipment	3064465.00	NIL	579925.00	3644390.00	2116961.90	1527428.10	15%	185619.85	2802681.75	1341808.25
48	Water Heater	22050.00	201500.00	NIL	223550.00	8079.71	215470.29	10%	21547.03	296267.32	193923.26


PRATHAP FOUNDATION FOR EDUCATION AND TRAINING
UNIT SCMS SCHOOL OF ENGINEERING AND TECHNOLOGY
ADYA NAGAR, PALISSERRY, KARUKUTTY - 683 582

SCHEDULE - III STATEMENT OF FIXED ASSETS AS ON 31.03.2018

S. NO.	ASSETS	ORIGINAL COST AS ON 01.04.2017	ADDITIONS DURING THE YEAR		ORIGINAL COST AS ON 31.03.2018	DEPRECIATION UP TO 31.03.2017	BALANCE	RATE OF DEPRECIATION	AMOUNT OF DEPRECIATION FOR THE YEAR	DEPRECIATION UP TO 31.03.2018	W.D.V. AS ON 31.03.2018
			Up to 30.09.2017	After 30.09.2017							
49	Canteen Equipment	3072917.00	NIL	NIL	3072917.00	2073393.04	999523.96	15%	149928.59	2223321.63	849595.37
50	Lift	2052992.00	NIL	NIL	2052992.00	656421.73	1396570.27	15%	209485.54	865907.27	1187084.73
51	Physics Lab Equipment	376620.00	NIL	NIL	376620.00	95182.88	281437.12	15%	42215.57	137398.45	239221.55
52	Civil Lab Equipment	306196.00	NIL	NIL	306196.00	83502.28	222693.72	15%	33404.06	116906.34	189289.66
53	Chemistry Lab Equipment	297833.00	NIL	NIL	297833.00	82648.66	215184.34	15%	32277.65	114926.31	182906.69
54	Camera	433803.00	188754.00	NIL	622557.00	49310.55	573246.45	10%	57324.65	106635.20	515921.80
55	DVD Player	67500.00	NIL	NIL	67500.00	45141.00	22359.00	10%	2235.90	47376.90	20123.10
56	Solar Panel	2125027.00	NIL	109622.00	2234649.00	318754.05	1915894.95	15%	279162.59	597916.64	1636732.36
57	FAB Lab	3150000.00	NIL	NIL	3150000.00	472500.00	2677500.00	15%	401625.00	874125.00	2275875.00
58	Photocopier	78500.00	NIL	NIL	78500.00	7850.00	70650.00	10%	7065.00	14915.00	63585.00
	TOTAL	553764928.43	3292407.00	3764663.00	560821998.43	263605398.63	297216599.82		27254246.98	290859645.61	269962352.84

DIRECTORS : 1) DR.G.P.C.NAYAR

2) PRAMOD.P.THEVANNOOR



DR. PRAVEENSAL C.J.
PRINCIPAL
SCMS SCHOOL OF ENGINEERING & TECHNOLOGY

For SUBHASH CHANDRAN ASSOCIATES
 CHARTERED ACCOUNTANTS

C.SUBHASH CHANDRAN B.Com, FCA
PARTNER, (M. No. 015633)
FRN 004095S

PRATHAP FOUNDATION FOR EDUCATION AND TRAINING
UNIT: SMS SCHOOL OF ENGINEERING AND TECHNOLOGY
VIDYA NAGAR, PALISSERY, KARUKUTTY - 683 582

SCHEDULE - III STATEMENT OF FIXED ASSETS AS ON 31.03.2017

Sl. NO.	ASSETS	ORIGINAL COST AS ON 01.04.2016	ADDITIONS DURING THE YEAR		ORIGINAL COST AS ON 31.03.2017	DEPRECIATION UP TO 31.03.2016	BALANCE	RATE OF DEPRECIATION	AMOUNT OF DEPRECIATION FOR THE YEAR	DEPRECIATION UP TO 31.03.2017	W.D.V.AS ON 31.03.2017
			Up to 30.09.2016	After 30.09.2016							
1	Land	31004541.00	NIL	NIL	31004541.00	NIL	31004541.00	NIL	NIL	NIL	31004541.00
2	Building	290167566.25	5656447.00	197553.00	296021566.25	134973448.36	161048117.89	10%	16094934.14	151068382.50	144953183.75
3	Electrical Fixtures & Fittings	22100560.40	2544675.00	NIL	24645235.40	11515312.77	13129922.63	10%	1312992.26	12828305.03	11816930.37
4	Furniture, Fixtures & Fittings	39685363.28	1896568.00	2699816.00	44281747.28	16048440.98	28233306.30	10%	2688339.83	18736780.81	25544966.47
5	Reference Book	10111249.95	104006.00	7409.00	10222664.95	NIL	10222664.95	NIL	NIL	NIL	10222664.95
6	SM & MT Lab Equipment	22040513.95	NIL	4830.00	22045343.95	9367476.67	12677867.28	15%	1901317.84	11268794.51	10776549.44
7	Electronic Lab Equipment	5674793.30	372631.00	442900.00	6490324.30	3617934.57	2872389.73	15%	397640.96	4015575.53	2474748.77
8	Hydraulic Lab Equipment	1062064.00	14227.00	NIL	1076291.00	919028.07	157262.93	15%	23589.44	942617.51	133673.49
9	Electrical Lab Equipment	3133855.90	NIL	NIL	3133855.90	1928805.30	1205050.60	15%	180757.59	2109562.89	1024293.01
10	Microprocessor Lab Equipment	39225.00	NIL	NIL	39225.00	35994.26	3230.74	15%	484.61	36478.87	2746.13
11	Survey Lab Equipment	993504.00	NIL	NIL	993504.00	788057.14	205446.86	15%	30817.03	818874.17	174629.83
12	ETP Equipment	2176000.60	NIL	NIL	2176000.60	628185.15	1547815.45	15%	232172.32	860357.47	1315643.13
13	Generator	2702022.00	NIL	NIL	2702022.00	1981220.43	720801.57	15%	108120.24	2089340.67	612681.33
14	Computer	33773755.00	220875.00	NIL	33994630.00	20970275.64	13024354.36	15%	1953653.15	22923928.79	11070701.21
15	Computer Accessories	9503102.00	2599224.00	586557.00	12688883.00	3557823.07	9131059.93	15%	1325667.22	4883490.29	7805392.71
16	Jeep	300000.00	NIL	NIL	300000.00	300000.00	NIL	15%	NIL	300000.00	NIL
17	Pump	654064.00	NIL	NIL	654064.00	454973.83	199090.17	15%	29863.53	484837.36	169226.64
18	Fax Machine	17500.00	NIL	NIL	17500.00	16328.08	1171.92	15%	175.79	16503.87	996.13
19	Water Tank	136416.50	NIL	NIL	136416.50	79165.35	57251.15	15%	8587.67	87753.02	48663.48
20	Board	373545.00	52498.00	13511.00	439554.00	210545.49	229008.51	10%	22225.30	232770.79	206783.21
21	Office Equipment	442715.60	49972.00	43453.00	536140.60	215150.69	320989.91	10%	29926.34	246077.03	291063.57
22	Television	909880.00	19250.00	20000.00	949130.00	275249.46	673880.54	10%	66388.05	740218.59	607492.49

PRATHAP FOUNDATION FOR EDUCATION AND TRAINING
UNIT: SCMS SCHOOL OF ENGINEERING AND TECHNOLOGY
VIDYA NAGAR, PALISSERY, KARUKUTTY - 683 582

SCHEDULE - III STATEMENT OF FIXED ASSETS AS ON 31.03.2017

S.L. NO.	ASSETS	ORIGINAL COST AS ON 01.04.2016	ADDITIONS DURING THE YEAR		ORIGINAL COST AS ON 31.03.2017	DEPRECIATION UP TO 31.03.2016	BALANCE	RATE OF DEPRECIATION	AMOUNT OF DEPRECIATION FOR THE YEAR	DEPRECIATION UP TO 31.03.2017	W.D.V. AS ON 31.03.2017
			Up to 30.09.2016	After 30.09.2016							
23	Tools	47220.68	NIL	NIL	47220.68	33779.43	13441.25	15%	2016.19	35795.62	11425.06
24	Utensils	743794.00	134407.00	NIL	878201.00	466861.09	411339.91	15%	61700.99	528562.08	349638.92
25	EPABX Telephone	236775.00	NIL	NIL	236775.00	122209.24	114565.76	10%	11456.53	133665.82	103109.18
26	Workshop Equipment	962996.85	NIL	NIL	962996.85	739150.55	223846.30	15%	33576.95	772727.50	190269.35
27	UPS	1888982.00	236415.00	74998.00	2200395.00	908503.54	1291891.46	10%	125439.25	1033942.79	1166452.21
28	Wet Grinder	43106.60	49464.00	NIL	92570.60	35269.53	57301.08	15%	8595.16	43864.69	48705.92
29	Projector	2086854.00	1009534.00	NIL	3096388.00	857730.43	2238657.57	15%	335798.64	1193529.07	1902858.93
30	Water Filter	210650.00	112210.00	NIL	322860.00	43814.76	279045.24	10%	27904.52	71719.28	251140.72
31	Land Development	6211697.00	180052.00	NIL	6391749.00	NIL	6391749.00	NIL	NIL	NIL	6391749.00
32	Air Conditioner	5959463.00	123300.00	NIL	6082763.00	1971758.83	4111004.17	10%	411100.42	2382859.25	3699903.75
33	Water Cooler	435738.00	77175.00	19900.00	532813.00	167651.81	365161.19	10%	35521.12	203172.93	329640.07
34	Machine Shop Equipment	4839813.57	119652.00	NIL	4959465.57	4296176.57	663289.01	15%	99493.35	4395669.92	563795.66
35	Computer Lab Equipment	363479.00	NIL	NIL	363479.00	322044.10	41434.90	15%	6215.24	328259.34	35219.66
36	Heat Engine Lab Equipment	1751890.00	6298.00	5153.00	1763341.00	1347768.23	415572.77	15%	61949.45	1409717.68	353623.32
37	Geo Tech Lab Equipment	5655682.00	63442.00	NIL	5719124.00	4221502.71	1497621.29	15%	224643.19	4446145.90	1272978.10
38	Environment Lab Equipment	1723358.00	NIL	NIL	1723358.00	711040.16	1012317.84	15%	151847.68	862887.84	860470.16
39	Transportation Lab Equipment	647970.00	NIL	NIL	647970.00	457749.19	190220.81	15%	28533.12	486282.31	161687.69
40	Compound Wall	5499766.00	NIL	NIL	5499766.00	3331483.33	2168282.67	10%	216828.27	3548311.60	1951454.40
41	Mike	119428.00	NIL	NIL	119428.00	48380.68	71047.32	10%	7104.73	55485.41	63942.59
42	Power & Electronics Lab Equipment	651353.00	64333.00	NIL	715686.00	525193.91	190492.09	15%	28573.81	553767.72	161918.28
43	Electrical Measurement Lab Equipment	521010.00	NIL	NIL	521010.00	423196.22	97813.78	15%	14679.07	437868.29	83141.71
44	Sports Equipment	685404.00	NIL	NIL	685404.00	326515.96	358888.04	15%	58833.21	320849.17	305054.83

PRATHAP FOUNDATION FOR EDUCATION AND TRAINING
UNIT: SCMS SCHOOL OF ENGINEERING AND TECHNOLOGY
VIDYA NAGAR, PALISSERY, KARUKUTTY - 683 582



SCHEDULE - III STATEMENT OF FIXED ASSETS AS ON 31.03.2017

SL. NO.	ASSETS	ORIGINAL COST AS ON 01.04.2016	ADDITIONS DURING THE YEAR		ORIGINAL COST AS ON 31.03.2017	DEPRECIATION UP TO 31.03.2016	BALANCE	RATE OF DEPRECIATION	AMOUNT OF DEPRECIATION FOR THE YEAR	DEPRECIATION UP TO 31.03.2017	W.D.V. AS ON 31.03.2017
			Up to 30.09.2016	After 30.09.2016							
45	Pager/Mobile Phone	481747.00	115050.00	NIL	596797.00	NIL	596797.00	NIL	NIL	NIL	596797.00
46	Dish Antenna	8825.00	NIL	NIL	8825.00	NIL	8825.00	NIL	NIL	NIL	8825.00
47	Automobile Lab Equipment	3064465.00	NIL	NIL	3064465.00	1949755.47	1114709.53	15%	167206.43	2116961.90	947503.10
48	Water Heater	22050.00	NIL	NIL	22050.00	6527.46	15522.54	10%	1552.25	8079.71	13970.29
49	Canteen Equipment	3072917.00	NIL	NIL	3072917.00	1897006.46	1175910.54	15%	176386.58	2073393.04	999523.96
50	Lift	2052992.00	NIL	NIL	2052992.00	409968.15	1643023.85	15%	246453.58	656421.73	1396570.27
51	Physics Lab Equipment	362708.00	13912.00	NIL	376620.00	45517.50	331102.50	15%	49665.38	95182.88	281437.12
52	Civil Lab Equipment	298951.00	7245.00	NIL	306196.00	44842.65	261353.35	15%	38659.63	83502.28	222693.72
53	Chemistry Lab Equipment	297833.00	NIL	NIL	297833.00	44674.95	253158.05	15%	37973.71	82648.66	215184.34
54	Camera	156198.00	218433.00	59172.00	433803.00	9876.50	423926.50	10%	39434.05	49310.55	384492.45
55	DVD Player	67500.00	NIL	NIL	67500.00	42656.67	24843.33	10%	2484.33	45141.00	22359.00
56	Solar Panel	NIL	2125027.00	NIL	2125027.00	NIL	2125027.00	15%	318754.05	318754.05	1806272.95
57	FAB Lab	NIL	3150000.00	NIL	3150000.00	NIL	3150000.00	15%	472500.00	472500.00	2677500.00
58	Photocopier	NIL	78500.00	NIL	78500.00	NIL	78500.00	10%	7850.00	7850.00	70650.00
	TOTAL	528174854.43	21414822.00	4175252.00	553764928.43	233692021.37	320072907.06		29913377.24	263605398.61	290159529.82

DIRECTORS:

1) DR.G.P.C.NAYAR

2) PRAMOD P THEVANNOR



DR. PRAVEENSAH
 PRINCIPAL
 SCMS SCHOOL OF ENGINEERING & TECHNOLOGY

For SUBHASH CHANDRAN ASSOCIATES
 CHARTERED ACCOUNTANTS

(Signature)