

PRATHAP FOUNDATION FOR EDUCATION AND TRAINING
(SECTION 8 COMPANY)
VIDYA NAGAR, PALISSERY, KARUKUTTY - 683582

PART I - FORM OF BALANCE SHEET

BALANCE SHEET AS AT 31.03.2022

(In Rupees)

Sl. No.	Particulars	Note No.	Figures as at the End of Current Reporting Period 31.03.2022	Figures as at the End of Previous Reporting Period 31.03.2021
I)	<u>EQUITY AND LIABILITIES</u>			
1	Shareholders' Funds			
	(a) Share Capital	1	1,00,000.00	1,00,000.00
	(b) Reserves and Surplus	2	43,58,79,588.59	45,03,56,548.10
2	Non-Current Liabilities			
	(a) Long Term Borrowings	3	6,39,62,845.05	8,10,28,254.14
3	Current Liabilities			
	(a) Short Term Borrowings	4	5,74,33,750.00	23,55,12,438.80
	(b) Other Current Liabilities	5	5,52,40,251.41	5,77,30,634.00
	(c) Short Term Provisions	6	1,32,14,025.79	30,22,605.51
	TOTAL		62,58,30,460.84	82,77,50,480.55
II	<u>ASSETS</u>			
	Non-Current Assets			
1	(a) Fixed Assets			
	(i) Tangible Assets	7	43,69,38,255.42	47,41,37,819.18
2	Current Assets			
	(a) Cash and Cash Equivalents	8	16,15,05,431.59	32,68,64,294.47
	(b) Short Term Loans and Advances	9	1,47,59,246.50	1,41,20,839.57
	(c) Other Current Assets	10	1,26,27,527.33	1,26,27,527.33
	TOTAL		62,58,30,460.84	82,77,50,480.55


ERNAKULAM
01.09.2022

AUDITOR'S REPORT

(As per our Report of even date)

UDIN FOR FORM 10 B - 22015633AXAGFE2528

For SUBHASH CHANDRAN ASSOCIATES
CHARTERED ACCOUNTANTS



C. SUBHASH CHANDRAN B.Com, FCA
PARTNER, (M. No. 015633)
FRN 004095S



PRATHAP FOUNDATION FOR EDUCATION AND TRAINING
(SECTION 8 COMPANY)
VIDYA NAGAR, PALISSERY, KARUKUTTY - 683582

PART II - FORM OF STATEMENT OF INCOME AND EXPENDITURE

INCOME AND EXPENDITURE ACCOUNT FOR THE YEAR ENDED 31.03.2022

(In Rupees)

Sl. No.	Particulars	Note No.	Figures as at the End of Current Reporting Period 31.03.2022	Figures as at the End of Previous Reporting Period 31.03.2021
I	Revenue from Operations	11	25,44,31,383.22	26,43,83,109.91
II	Other Income	12	1,34,38,887.18	1,93,05,627.89
III	Total Revenue (I + II)		26,78,70,270.40	28,36,88,737.80
IV	Expenses:			
	Employee Benefit Expenses	13	14,14,44,843.00	14,80,46,831.00
	Finance Cost	14	1,53,15,067.21	2,02,44,490.12
	Depreciation and Amortization Expenses		4,09,26,310.76	4,55,20,046.82
	Other Expenses	15	8,46,61,008.94	6,90,88,879.47
	Total Expenses		28,23,47,229.91	28,29,00,247.41
V	Excess of Expenditure over Income		-1,44,76,959.51	7,88,490.39

ERNAKULAM
01.09.2022

AUDITOR'S REPORT
(As per our Report of even date)
UDIN FOR FORM 10 B - 22015633AXAGFE2528



PRATHAP FOUNDATION FOR EDUCATION AND TRAINING

(SECTION 8 COMPANY)

VIDYA NAGAR, PALISSERY, KARUKUTTY - 683582

NOTE 1

(In Rupees)

Share Capital	As at 31st March 2022	As at 31st March 2021
Authorised Capital 7,50,000 Equity Shares of Rs.100/- each	75,000,000.00	75,000,000.00
Issued, Subscribed, Called up and Paid up Capital		
Dr. G P C Nayar 350 Equity Shares of Rs.100/- each	35,000.00	35,000.00
Dr. Radha P Thevannoor 350 Equity Shares of Rs.100/- each	35,000.00	35,000.00
Pramod P Thevannoor 300 Equity Shares of Rs.100/- each	30,000.00	30,000.00
Total	100,000.00	100,000.00

NOTE 2

Reserves & Surplus	As at 31st March 2022	As at 31st March 2021
a. Surplus		
Opening Balance	450,356,548.10	449,568,057.71
(-) Excess of Expenditure over Income for the Current Year	-14,476,959.51	788,490.39
Closing Balance	435,879,588.59	450,356,548.10
Total	435,879,588.59	450,356,548.10

NOTE 3

long Term Borrowings	As at 31st March 2022	As at 31st March 2021
Secured		
(a) Term Loans		
From - State Bank of India (A/c No.39718389196)	7,415,767.16	8,955,935.16
From - State Bank of India (A/c No.35169867518)	22,786,118.89	33,724,278.98
From - State Bank of India (A/c No.40836517918)	4,412,459.00	NIL
	34,614,345.05	42,680,214.14
Unsecured		
Other Loans and Advances	48,500.00	48,500.00
Refundable Deposit	29,300,000.00	38,299,540.00
	29,348,500.00	38,348,040.00
Total	63,962,845.05	81,028,254.14



For SUBHASH CHANDRAN ASSOCIATES
CHARTERED ACCOUNTANTS

(Signature)

C.SUBHASH CHANDRAN B.Com, FCA
PARTNER, (M. No. 015633)

PRATHAP FOUNDATION FOR EDUCATION AND TRAINING
(SECTION 8 COMPANY)
VIDYA NAGAR, PALISSERY, KARUKUTTY - 683582

NOTE 4

(In Rupees)

Short Term Borrowings	As at 31st March 2022	As at 31st March 2021
Secured		
Loans repayable on Demand		
Union Bank of India, Kalamassery -A/c No.550407030000201	NIL	4,879,984.00
Union Bank of India, Kalamassery -A/c No.550407030000202	NIL	4,720,228.00
Union Bank of India, Kalamassery -A/c No.550407030000203	NIL	4,645,415.00
Union Bank of India, Kalamassery -A/c No.550407030000204	NIL	4,720,228.00
Union Bank of India, Kalamassery -A/c No.550407030000205	NIL	4,645,415.00
Union Bank of India, Kalamassery -A/c No.550407030000206	NIL	10,221,793.00
Union Bank of India, Kalamassery -A/c No.550407030000207	NIL	4,720,228.00
Union Bank of India, Kalamassery -A/c No.550407030000232	NIL	5,428,405.00
Union Bank of India, Kalamassery -A/c No.550407030000235	NIL	6,031,562.00
Union Bank of India, Kalamassery -A/c No.550407030000245	NIL	4,743,578.00
Union Bank of India, Kalamassery -A/c No.550407030000247	NIL	4,742,630.00
Union Bank of India, Kalamassery -A/c No.550407030000249	NIL	4,705,849.00
Union Bank of India, Kalamassery -A/c No.550407030000251	NIL	8,650,000.00
Union Bank of India, Kalamassery -A/c No.550407030000253	NIL	4,705,849.00
Union Bank of India, Kalamassery -A/c No.550407030000255	NIL	4,705,849.00
Union Bank of India, Palissery -A/c No.588804010000030	NIL	15,510,112.80
Union Bank of India, Palissery -A/c No.588804010000039	NIL	6,501,856.00
Union Bank of India, Palissery -A/c No.588807030000079	NIL	6,327,762.00
Union Bank of India, Palissery -A/c No.588807030000085	NIL	6,287,091.00
Union Bank of India, Palissery -A/c No.588807030000086	NIL	6,287,091.00
Union Bank of India, Palissery -A/c No.588807030000087	NIL	6,692,153.00
Union Bank of India, Palissery -A/c No.588807030000088	NIL	4,791,961.00
Union Bank of India, Palissery -A/c No.588807030000089	NIL	4,791,961.00
Union Bank of India, Palissery -A/c No.588807030000090	NIL	5,289,412.00
Union Bank of India, Palissery -A/c No.588807030000091	NIL	5,289,412.00
Union Bank of India, Palissery -A/c No.588807030000092	NIL	6,989,210.00
Union Bank of India, Palissery -A/c No.588807030000093	NIL	6,989,210.00
Union Bank of India, Palissery -A/c No.588807030000094	NIL	6,975,701.00
Union Bank of India, Palissery -A/c No.588807030000095	NIL	4,886,584.00
Union Bank of India, Palissery -A/c No.588807030000096	NIL	4,886,584.00
Union Bank of India, Palissery -A/c No.588807030000097	NIL	4,886,584.00
Union Bank of India, Palissery -A/c No.588807030000099	NIL	4,985,572.00
Union Bank of India, Palissery -A/c No.588807030000100	NIL	4,985,572.00
Union Bank of India, Palissery -A/c No.588807030000101	NIL	4,985,572.00
Union Bank of India, Palissery -A/c No.588807030000102	NIL	6,979,832.00
Union Bank of India, Palissery -A/c No.588807030000103	NIL	6,979,952.00
Union Bank of India, Palissery -A/c No.588807030000105	NIL	6,982,486.00

(Contd.....2)



Short Term Borrowings	As at 31st March 2022	As at 31st March 2021
Union Bank of India, Palissery -A/c No.588807030000106	NIL	6,982,486.00
Union Bank of India, Palissery -A/c No.588807030000107	NIL	6,981,269.00
Union Bank of India, Kalamassery -A/c No.550407030000257	10,666,747.00	NIL
Union Bank of India, Kalamassery -A/c No.550407030000259	4,470,025.00	NIL
Union Bank of India, Kalamassery -A/c No.550407030000261	4,448,123.00	NIL
Union Bank of India, Kalamassery -A/c No.550407030000263	4,501,721.00	NIL
Union Bank of India, Kalamassery -A/c No.550407030000265	4,224,348.00	NIL
Union Bank of India, Kalamassery -A/c No.550407030000277	4,669,898.00	NIL
Union Bank of India, Kalamassery -A/c No.550407030000278	4,467,171.00	NIL
Union Bank of India, Palissery -A/c No.588807030000110	6,662,079.00	NIL
Union Bank of India, Palissery -A/c No.588807030000111	6,662,079.00	NIL
Union Bank of India, Palissery -A/c No.588807030000112	6,661,559.00	NIL
Total	57,433,750.00	235,512,438.80

NOTE 5

Other Current Liabilities	As at 31st March 2022	As at 31st March 2021
(a) Sundry Creditors	2,468,663.00	1,809,322.00
(b) Fees Payable	1,040,637.02	2,822,380.00
(c) Other Liabilities	51,730,951.39	53,098,932.00
Total	55,240,251.41	57,730,634.00

NOTE 6

Short Term Provisions	As at 31st March 2022	As at 31st March 2021
(a) Provision for Employee Benefits		
Salary Payable	10,273,259.00	433,381.00
(b) Other Provisions		
Expenses Payable	3,500.00	NIL
Exam Expenses Payable	1,744,943.79	1,396,901.51
Sundry Expenses Payable	1,192,323.00	1,192,323.00
Total	13,214,025.79	3,022,605.51



For SUBHASH CHANDRAN ASSOCIATES
CHARTERED ACCOUNTANTS

(Signature)

C.SUBHASH CHANDRAN B.Com, FCA
PARTNER, (M. No. 015633)
FRN 004095S


PRATHAP FOUNDATION FOR EDUCATION AND TRAINING

(SECTION 8 COMPANY)

VIDYA NAGAR, PALISSERY, KARUKUTTY - 683 582

NOTE 7

SL NO.	ASSETS	ORIGINAL COST AS ON 31.03.2021	ADDITIONS DURING THE YEAR		ORIGINAL COST AS ON 31.03.2022	DEPRECIATION UP TO 31.03.2021	BALANCE	RATE OF DEPRECIATION	AMOUNT OF DEPRECIATION FOR THE YEAR	DEPRECIATION UP TO 31.03.2022	W.D.V.AS ON 31.03.2022
			Up to 30.09.2021	After 30.09.2021							
1	Air Conditioner	6229263.00	NIL	NIL	6229263.00	3693459.15	2535803.85	10%	253580.39	3947039.54	2282223.46
2	Automobile Lab Equipment	3723806.00	NIL	NIL	3723806.00	2849642.17	874163.83	15%	131124.58	2980766.75	743039.25
3	Building	571960525.25	179260.00	10034.00	572149819.25	310584571.76	261565247.49	10%	26156023.05	336740594.81	235409224.44
4	Board	1083884.00	NIL	NIL	1083884.00	590410.82	493473.18	10%	49347.31	639758.13	444125.87
5	Camera	1607704.00	64605.00	NIL	1672309.00	653815.32	1018493.68	15%	152774.05	806589.37	865719.63
6	Canteen Equipment	3072917.00	NIL	NIL	3072917.00	2551159.24	521757.76	15%	78263.66	2629422.90	443494.10
7	Civil Lab Equipment	2866962.00	NIL	NIL	2866962.00	1234577.06	1632384.94	15%	244857.74	1479434.80	1387527.20
8	Chemistry Lab Equipment	297833.00	NIL	NIL	297833.00	185505.42	112327.58	15%	16849.14	202354.56	95478.44
9	Computer Lab Equipment	363479.00	NIL	NIL	363479.00	345094.12	18384.88	15%	2757.73	347681.85	15627.15
10	Computer	38912129.00	NIL	490231.00	39402360.00	30808304.25	8594055.75	15%	1252341.04	32060645.29	7341714.71
11	Computer Accessories	20694242.17	40665.00	195349.00	20930256.17	1203657.98	8876598.19	15%	1316838.55	13370496.53	7559759.64
12	Compound Wall	10446091.00	NIL	NIL	10446091.00	5980740.77	4465350.23	10%	446535.02	6427275.79	4018815.21
13	Dish Antenna	8825.00	NIL	NIL	8825.00	NIL	8825.00	NIL	NIL	NIL	8825.00
14	DVD Player	67500.00	NIL	NIL	67500.00	52830.25	14669.75	10%	1466.98	54297.23	13202.77
15	Environment Lab Equipment	2172843.00	NIL	NIL	2172843.00	1468203.23	704639.77	15%	105695.97	1573899.20	598943.80
16	EPABX Telephone	415411.00	NIL	NIL	415411.00	196952.79	218458.21	10%	21845.82	218798.61	196612.39
17	Electrical Fixtures & Fittings	48768803.40	320000.00	908250.00	4997053.40	24720318.43	25276734.97	10%	2482261.00	27202579.43	22794473.97
18	ETP Equipment	4426894.60	NIL	NIL	4426894.60	2223263.17	2203631.43	15%	330544.71	2553807.88	1873086.72
19	Electronic Lab Equipment	7667720.30	NIL	140892.00	7808612.30	5700906.23	2107706.07	15%	305589.01	6006495.24	1802117.06
20	Electrical Lab Equipment	4983606.90	NIL	NIL	4983606.90	3329234.88	1654372.02	15%	248155.80	3577390.68	1406216.22
21	Electrical Measurement Lab Equipment	521010.00	NIL	NIL	521010.00	477609.51	43400.49	15%	6510.07	484119.58	36890.42
22	FAB Lab	3150000.00	NIL	NIL	3150000.00	1752328.26	1397671.74	15%	209650.76	1961979.02	1188020.98
23	Fax Machine	17500.00	NIL	NIL	17500.00	16980.01	519.99	15%	78.00	17058.01	441.99



PRAATHAP FOUNDATION FOR EDUCATION AND TRAINING
(SECTION 8 COMPANY)

VIDYA NAGAR, PALISSERY, KARUKUTTY - 683 582

NOTE 7

SL NO.	ASSETS	ORIGINAL COST AS ON 31.03.2021	ADDITIONS DURING THE YEAR		ORIGINAL COST AS ON 31.03.2022	DEPRECI- ATION UP TO 31.03.2021	BALANCE	RATE OF DEPRECI- ATION	AMOUNT OF DEPRECIAT- ION FOR THE YEAR	DEPRECIA- TION UP TO 31.03.2022	W.D.V.AS ON 31.03.2022
			Up to 30.09.2021	After 30.09.2021							
24	Furniture, Fixtures & Fittings	68989092.28	NIL	90270.00	69079362.28	35079966.13	33999396.15	10%	3395426.12	38475392.25	30603970.03
25	Geo Tech Lab Equipment	5923875.00	NIL	NIL	5923875.00	5123358.05	800516.95	15%	120077.54	5243435.59	680439.41
26	Generator	6448156.00	NIL	NIL	6448156.00	4321454.66	2126701.34	15%	319005.21	4640459.87	1807696.13
27	Hydraulic Lab Equipment	2302075.00	NIL	NIL	2302075.00	1497773.62	804301.38	15%	120645.21	1618418.83	683656.17
28	Heat Engine Lab Equipment	2023346.00	656552.00	NIL	2679898.00	1689735.08	990162.92	15%	148524.44	1838259.52	841638.48
29	Jeep	300000.00	NIL	NIL	300000.00	300000.00	NIL	15%	NIL	300000.00	NIL
30	Land	67415741.00	NIL	NIL	67415741.00	NIL	67415741.00	NIL	NIL	NIL	67415741.00
31	Land Development	9169881.00	NIL	NIL	9169881.00	NIL	9169881.00	NIL	NIL	NIL	9169881.00
32	Lab Equipment - Research	83300.00	NIL	NIL	83300.00	6247.50	77052.50	15%	11557.88	17805.38	65494.62
33	Lift	4559514.00	NIL	NIL	4559514.00	2498445.05	2061068.95	15%	309160.34	2807605.39	1751908.61
34	Microprocessor Lab Equipment	39225.00	NIL	NIL	39225.00	37791.50	1433.50	15%	215.03	38006.53	1218.47
35	Machine Shop Equipment	4959465.57	NIL	NIL	4959465.57	4665160.71	294304.86	15%	44145.73	4709306.44	250159.13
36	Mike	119428.00	NIL	NIL	119428.00	77475.27	41952.73	10%	4195.27	81670.54	37757.46
37	Mechanical Lab Equipment	1132231.00	NIL	NIL	1132231.00	409403.77	722827.23	15%	108424.08	517827.85	614403.15
38	Office Equipment	1105000.60	4700.00	NIL	1109700.60	535599.82	574100.78	10%	57410.08	593009.90	516690.70
39	Pump	902598.00	NIL	NIL	902598.00	688605.36	213992.64	15%	32098.90	720704.26	181893.74
40	Projector	3715361.00	NIL	110600.00	3825961.00	2418839.08	1407121.92	15%	202773.29	2621612.37	1204348.63
41	Power & Electronics Lab Equipment	1658174.00	NIL	NIL	1658174.00	963199.26	694974.74	15%	104246.21	1067445.47	590728.53
42	Physics Lab Equipment	376620.00	NIL	NIL	376620.00	229708.06	146911.94	15%	22036.79	251744.85	124875.15
43	Photocopier	78500.00	NIL	NIL	78500.00	32146.54	46353.46	10%	4635.35	36781.89	41718.11
44	Pager/Mobile Phone	646555.00	NIL	NIL	646555.00	NIL	646555.00	NIL	NIL	NIL	646555.00
45	Reference Book	15948979.95	300000.00	NIL	16248979.95	NIL	16248979.95	NIL	NIL	NIL	16248979.95
46	Refrigerator	22000.00	NIL	NIL	22000.00	6763.90	15236.10	10%	1523.61	8287.51	13712.49



PRATHAP FOUNDATION FOR EDUCATION AND TRAINING

(SECTION 8 COMPANY)

VIDYA NAGAR, PALISSERY, KARUKUTTY - 683 582

NOTE 7

S.L. NO.	ASSETS	ORIGINAL COST AS ON		ADDITIONS DURING THE YEAR		ORIGINAL COST AS ON 31.03.2022	DEPRECIATION UP TO 31.03.2021	BALANCE	RATE OF DEPRECIATION	AMOUNT OF DEPRECIATION FOR THE YEAR	DEPRECIATION UP TO 31.03.2022	W.D.V.AS ON 31.03.2022
		31.03.2021	30.09.2021	Up to 30.09.2021	After 30.09.2021							
47	Sports Equipment	842671.00		NIL	NIL	842671.00	605631.45	237039.55	15%	35555.93	641187.38	201483.62
48	Survey Lab Equipment	1859368.00		NIL	NIL	1859368.00	1200616.37	658751.63	15%	98812.75	1299429.12	559938.88
49	SM & MT Lab Equipment	22119160.95		NIL	NIL	22119160.95	16451311.59	5667849.36	15%	850177.41	17301489.00	4817671.95
50	Solar Panel	2234649.00		NIL	NIL	2234649.00	1229490.73	1005158.27	15%	150773.74	1380264.47	854384.53
51	Television	1020210.00		NIL	NIL	1020210.00	574104.46	446105.54	10%	44610.55	618715.01	401494.99
52	Tools	47220.68		NIL	NIL	47220.68	41256.73	5963.95	15%	894.59	42151.32	5069.36
53	Transformer	1473508.00		NIL	NIL	1473508.00	762016.15	711491.85	15%	106723.78	868739.93	604768.07
54	Transportation Lab Equipment	675783.00		NIL	NIL	675783.00	575581.40	100201.60	15%	15030.24	590611.64	85171.36
55	Utensils	1126564.00		NIL	1195.00	1127759.00	802951.05	324807.95	15%	48631.58	851582.63	276176.37
56	UPS	3340020.00		93644.00	83500.00	3517164.00	1767272.20	1749891.80	10%	170814.18	1938086.38	1579077.62
57	Water Tank	50997.50		NIL	NIL	50997.50	288704.67	221292.83	15%	33193.93	321898.60	188098.90
58	Workshop Equipment	6049784.85		NIL	NIL	6049784.85	2795745.33	3254039.52	15%	488105.93	3283851.26	2765933.59
59	Water Cooler	594463.00		NIL	NIL	594463.00	338909.82	255553.18	10%	25555.32	364465.14	229997.86
60	Wet Grinder	92570.60		NIL	NIL	92570.60	67145.80	25424.80	15%	3813.72	70959.52	21611.08
61	Water Filter	351180.00		NIL	37000.00	388180.00	166793.55	221386.45	10%	20288.64	187082.19	201097.81
62	Water Heater	223550.00		NIL	NIL	223550.00	82179.94	141370.06	10%	14137.01	96316.95	127233.05
	TOTAL	973938768.60		1659426.00	2067321.00	977665515.60	499800949.42	477864566.18		40926310.76	540727260.13	436938255.42

DIRECTORS : 1) DR.G.P.C.NAYAR

2) PRAMOD.P.THEVANNOOR

For SUBHASH CHANDRAN ASSOCIATES
CHARTERED ACCOUNTANTS



C.SUBHASH CHANDRAN B.Com, FCA
PARTNER, (M. No. 015633)
FRN 0040955

PRATHAP FOUNDATION FOR EDUCATION AND TRAINING
(SECTION 8 COMPANY)
VIDYA NAGAR, PALISSERY, KARUKUTTY - 683582

NOTE 8

(In Rupees)

Cash & Cash Equivalents	As at 31st March 2022	As at 31st March 2021
(a) Balances with Banks		
ICICI Bank, Edappally - A/c No.626405019230	244,401.69	1,101,888.69
State Bank of India, Angamaly - A/c No.30848657935	739,106.22	436,919.94
State Bank of India, Kalamassery - A/c No.33066792074	9,909.00	10,558.00
State Bank of India, Kuruppampady - A/c No.67369475730	2,424,153.62	1,033,414.30
State Bank of India, Ernakulam - A/c No.30087958094	1,780,360.35	1,219,836.93
Treasury Account, Kuruppampady - A/c No.799011400002746	NIL	111,824.00
Union Bank of India, Palissery -A/c No.345801010030000	9,789,585.81	1,803,859.97
State Bank of India, Kalamassery - RD A/c No.40030661693	1,441,994.00	200,000.00
Union Bank of India, Palissery -A/c No.588801010050045	128,937.24	137,049.02
Union Bank of India, Palissery -A/c No.588802010005591	467,050.78	1,080,825.76
Union Bank of India, Palissery -A/c No.50081	31,525.73	NIL
Union Bank of India, Palissery -A/c No.588801010050027	2,586,662.09	490,807.84
Union Bank of India, Kalamassery -A/c No.550401010050293	1,106,191.06	55,420.02
The Kuruppampady Service Co-operative Bank - A/c No.024101001583	589,652.00	971,548.00
(b) Bank Deposits		
<u>Fixed Deposit with Banks</u>		
Union Bank of India, Kalamassery	139,456,804.00	100,457,473.00
Union Bank of India, Palissery	499,068.00	217,311,024.00
(c) Cash in Hand	210,030.00	441,845.00
Total	161,505,431.59	326,864,294.47

NOTE 9

(In Rupees)

Short Term Loans & Advances	As at 31st March 2022	As at 31st March 2021
(a) Others		
Loans & Advances	14,759,246.50	14,120,839.57
Total	14,759,246.50	14,120,839.57



For SUBHASH CHANDRAN ASSOCIATES
CHARTERED ACCOUNTANTS

(Signature)

C.SUBHASH CHANDRAN B.Com, FCA
PARTNER, (M. No. 015633)
FRN 004095S

NOTE 10

(In Rupees)

Other Current Assets	As at 31st March 2022	As at 31st March 2021
(a) Other Deposits	12,627,527.33	12,627,527.33
Total	12,627,527.33	12,627,527.33



For SUBHASH CHANDRAN ASSOCIATES
CHARTERED ACCOUNTANTS

C. SUBHASH CHANDRAN B.Com, FCA
PARTNER, (M. No. 015633)
FRN 004095S

PRATHAP FOUNDATION FOR EDUCATION AND TRAINING
(SECTION 8 COMPANY)
VIDYA NAGAR, PALISSERY, KARUKUTTY - 683582

NOTE 11

		(In Rupees)	
Sl. No.	Revenue from Operations	As at 31st March 2022	As at 31st March 2021
1	Tuition Fee	152,769,969.98	159,394,901.71
2	Admission Fee	104,210.00	104,390.00
3	Prospectus	164,900.00	184,501.00
4	Transportation Fee	7,019,234.84	1,772,211.48
5	Hostel Fee	5,505,270.16	1,035,213.00
6	University Sports Affiliation Fee	7,150.00	29,661.00
7	Rent Received	234,157.00	181,500.00
8	Identity Card Fee	236,000.00	260,850.00
9	PHD Course Work Fee	103,000.00	207,000.00
10	Consultancy Fee	43,190.00	112,440.00
11	Application Fee	279,658.00	234,021.24
12	Special Fee	35,694,707.62	43,522,016.00
13	Affiliation Fee	207,330.00	527,417.00
14	Value Added Courses and Special Facilities Fee	5,910,608.92	7,913,909.76
15	Exam Permanent Registration Fee	2,085.00	325,310.00
16	Revaluation Fee	NIL	50,312.00
17	Research & Development Income	NIL	133,890.00
18	Donation Received	44,146,621.70	48,393,565.72
19	Income from Funded Projects	1,776,600.00	NIL
20	Student Development & Workshop Income	226,690.00	NIL
	Total	254,431,383.22	264,383,109.91

NOTE 12

		(In Rupees)	
Sl. No.	Other Income	As at 31st March 2022	As at 31st March 2021
1	Interest received from Fixed Deposits	12,697,548.00	18,479,506.00
2	Interest received from Other Deposits	76,527.00	220,558.00
3	Interest received	61,124.00	NIL
4	Miscellaneous Income	603,688.18	605,563.89
	Total	13,438,887.18	19,305,627.89



For SUBHASH CHANDRAN ASSOCIATES
CHARTERED ACCOUNTANTS

(Signature)
C.SUBHASH CHANDRAN B.Com, FCA
PARTNER, (M. No. 015633)
FRN 004095S

NOTE 13

(In Rupees)

Employee Benefit Expenses	As at 31st March 2022	As at 31st March 2021
(a) Salaries and Incentives	139,063,449.00	145,367,106.00
(b) Contributions to Gratuity	2,381,394.00	2,679,725.00
Total	141,444,843.00	148,046,831.00

NOTE 14

(In Rupees)

Sl. No.	Finance Costs	As at 31st March 2022	As at 31st March 2021
1	Interest on Term Loan & Demand Loan	15,243,245.91	20,159,221.80
2	Commission and Bank Charges	71,821.30	85,268.32
	Total	15,315,067.21	20,244,490.12

NOTE 15

(In Rupees)

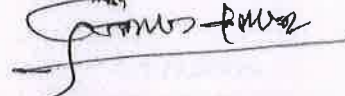
Sl. No.	Other Expenses	As at 31st March 2022	As at 31st March 2021
1	Rent, Rates and Taxes	1,271,233.00	348,325.00
2	Travelling Expenses	265,834.00	65,955.00
3	Printing and Stationery	651,228.00	325,136.90
4	Advertisement Expenses	5,030,915.00	2,732,207.33
5	Postage, Telephone & Telegram	135,630.93	173,138.84
6	Newspapers & Periodicals	24,672.00	11,739.00
7	Subscription	1,616,926.00	2,074,777.00
8	Office Expenses	2,539,057.00	3,168,459.71
9	Electricity and Water Charges	4,386,900.05	3,484,811.00
10	Repairs and Maintenance	2,420,880.00	3,210,141.00
11	Vehicle Maintenance Charges	162,634.00	270,507.00
12	General Insurance	1,212,308.00	1,000,372.00
13	Conveyance Charges	85,946.00	2,190.00
14	Transport Charges	13,629,639.00	12,061,525.00
15	Examination Expenses	148,118.00	124,324.50
16	Fees and Charges	2,644,260.36	1,390,315.70
17	Miscellaneous Expenses	30,750.00	2,324.99
18	Hostel Expenses and Repairs	1,287,438.00	566,272.00
19	Lab Expenses	390,985.00	99,131.00
20	ETP Maintenance Expenses	25,365.00	3,556.00



(In Rupees)

Sl. No.	Other Expenses	As at 31st March 2022	As at 31st March 2021
21	Seminar and Conference Expenses	37,985.20	31,206.00
22	PDP Expenses	NIL	316,433.00
23	Scholarship	38,233,500.00	31,817,250.00
24	Placement Expenses	291,300.00	131,885.00
25	Legal Expenses	10,000.00	NIL
26	Internet Charges	2,232,055.00	2,417,465.00
27	Donation and Gift	25,000.00	300,000.00
28	House Keeping Expenses	2,583,373.00	1,867,384.00
29	Medical Expenses	9,996.00	4,862.00
30	Consultancy Charges	10,000.00	178,500.00
31	Garden Expenses	132,926.00	12,294.00
32	Campus Maintenance	39,930.00	24,840.00
33	Awards and Presentations	268,757.40	100,000.00
34	Annual Administration Fee	252,400.00	NIL
35	Cultural & Sports Expenses	53,595.00	81,507.00
36	Faculty Development Expenses	536,593.00	56,304.00
37	Students Development Expenses	986,306.00	170,389.00
38	Staff Welfare Expenses	32,070.00	18,504.00
39	Research & Development Expenses	NIL	400,138.50
40	Service Tax Paid	NIL	44,709.00
41	Funded Project Expenses	964,503.00	NIL
	Total	84,661,008.94	69,088,879.47

For SUBHASH CHANDRAN ASSOCIATES
CHARTERED ACCOUNTANTS



C. SUBHASH CHANDRAN B.Com, FCA
PARTNER, (M. No. 015633)
FRN 004095S



PRATHAP FOUNDATION FOR EDUCATION AND TRAINING
(SECTION 8 COMPANY)
VIDYA NAGAR, PALISSERY, KARUKUTTY - 683 582

NOTE 5

(a) Sundry Creditors

Ambient Systems	:	5,336.00
Centroid	:	3,75,270.00
Crescent Contractors Pvt.Ltd.	:	4,97,930.00
Data Hard Info Systems Pvt. Ltd.	:	54,620.00
Ergo Consulting Services (India) Pvt.Ltd.	:	9,635.00
ESAF Swasraj Producers Co.Ltd.	:	4,000.00
India Pest Control	:	1,46,112.00
Indo Quartz	:	1,99,488.00
International Marketing Co.	:	1,95,349.00
Jose Printers	:	19,036.00
Kiran Roy	:	1,35,000.00
Kochi Casting & Manufacturing Pvt. Ltd.	:	48,085.00
Maptho Printings	:	4,558.00
Moulavi Books & Sports	:	7,875.00
Mini Roy	:	1,35,000.00
M/S. Priyas	:	75,960.00
Ospyn Technologies Pvt.Ltd.	:	3,18,907.00
Sreechakra Traders	:	36,935.00
Stallion Systems and Solutions Pvt.Ltd.	:	45,936.00
Students Book Centre	:	10,585.00
Technocoat Industries	:	1,43,046.00
		<u>24,68,663.00</u>

(b) Fees Payable

Examination Fee	:	1,79,075.00
Grant/Stipend Payable	:	27,153.00
KTU Exam Fee	:	1,55,188.02
KTU Sports Fee	:	2,31,700.00
KTU Administration Fee	:	2,93,200.00
Matriculation Fee	:	100.00
Special Fee Payable	:	22,525.00
Students Insurance	:	3,911.00
Students Welfare Fund	:	4,950.00
Tuition Fee Payable	:	31,000.00
University Sports Affiliation Fee	:	51,685.00
University Union Fee	:	8,250.00
University Affiliation Fee	:	31,900.00
		<u>10,40,637.02</u>



PRATHAP FOUNDATION FOR EDUCATION AND TRAINING
(SECTION 8 COMPANY)
VIDYA NAGAR, PALISSERY, KARUKUTTY - 683 582

(c) Other Liabilities

Abhilash Chandran	:	3,600.00
Advance Fees	:	31,78,143.84
Caution Deposit	:	2,36,66,550.00
Employers Contribution to Provident Fund	:	1,95,212.00
Employees Contribution to Provident Fund	:	1,89,315.00
Employees Contribution to E S I	:	11,995.00
Employers Contribution to E S I	:	52,094.00
Hostel Deposit	:	55,60,500.00
Income Tax Deducted at Source	:	9,03,811.00
KCWWF	:	1,65,039.00
Mess Advance	:	5,97,416.55
Mess Security Deposit - N Muralidharan	:	5,00,000.00
PTA Fund	:	1,56,10,036.00
Retention Money - Yessbee Construction	:	57,591.00
Retention Money - Truecoat - Deepu	:	30,701.00
Retention Money - Centroid	:	4,36,500.00
Retention Money - Cresent Contractors Pvt.Ltd.	:	1,52,721.00
CON / Micro Plastic Polution	:	3,45,406.00
Sruthy Robert	:	50,000.00
Security Deposit	:	24,320.00
		<u>5,17,30,951.39</u>



PRATHAP FOUNDATION FOR EDUCATION AND TRAINING
(SECTION 8 COMPANY)
VIDYA NAGAR, PALISSERY, KARUKUTTY - 683 582

(c) Other Liabilities

Abhilash Chandran	:	3,600.00
Advance Fees	:	31,78,143.84
Caution Deposit	:	2,36,66,550.00
Employers Contribution to Provident Fund	:	1,95,212.00
Employees Contribution to Provident Fund	:	1,89,315.00
Employees Contribution to E S I	:	11,995.00
Employers Contribution to E S I	:	52,094.00
Hostel Deposit	:	55,60,500.00
Income Tax Deducted at Source	:	9,03,811.00
KCWWF	:	1,65,039.00
Mess Advance	:	5,97,416.55
Mess Security Deposit - N Muralidharan	:	5,00,000.00
PTA Fund	:	1,56,10,036.00
Retention Money - Yessbee Construction	:	57,591.00
Retention Money - Truecoat - Deepu	:	30,701.00
Retention Money - Centroid	:	4,36,500.00
Retention Money - Cresent Contractors Pvt.Ltd.	:	1,52,721.00
CON / Micro Plastic Polution	:	3,45,406.00
Sruthy Robert	:	50,000.00
Security Deposit	:	24,320.00
		<u>5,17,30,951.39</u>



PRATHAP FOUNDATION FOR EDUCATION AND TRAINING
(SECTION 8 COMPANY)
VIDYA NAGAR, PALISSERY, KARUKUTTY - 683 582

NOTE 9 (a) LOANS AND ADVANCES

1 Advance - Mini Roy	:	10,00,000.00
2 Advance - Meril George	:	19,725.50
3 Advance - Baby. P.P	:	13,944.00
4 Advance Salary	:	4,000.00
5 Cadensworth India Ltd.	:	82,240.00
6 Campus Foods - Jacob Cherian	:	1,122.00
7 Divya Rajesh	:	6,250.00
8 Elico Ltd.	:	10,500.00
9 Genelek Technologies Pvt. Ltd.	:	2,85,000.00
10 Gopi Mohan	:	37,800.00
11 Intercad Systems Pvt.Ltd.	:	33,000.00
12 Income Tax Paid	:	48,39,050.00
13 Kerala Self Financing Engineering College	:	20,000.00
14 Kerala Electrical and Allied Engineering Co. Ltd.	:	7,965.00
15 Mass Technologies	:	1,00,000.00
16 Ramachandran - Stores	:	68,175.00
17 Rajesh George	:	6,250.00
18 SCIWIZ Technologies Pvt.Ltd.	:	17,200.00
19 Siemens Ltd.	:	52,826.00
20 Supra Electricals	:	11,855.00
21 Tax Deducted at Source	:	79,17,344.00
22 Thyssenkrupp Elevator India Pvt.Ltd.	:	2,25,000.00
		<hr/>
		1,47,59,246.50
		<hr/>

