

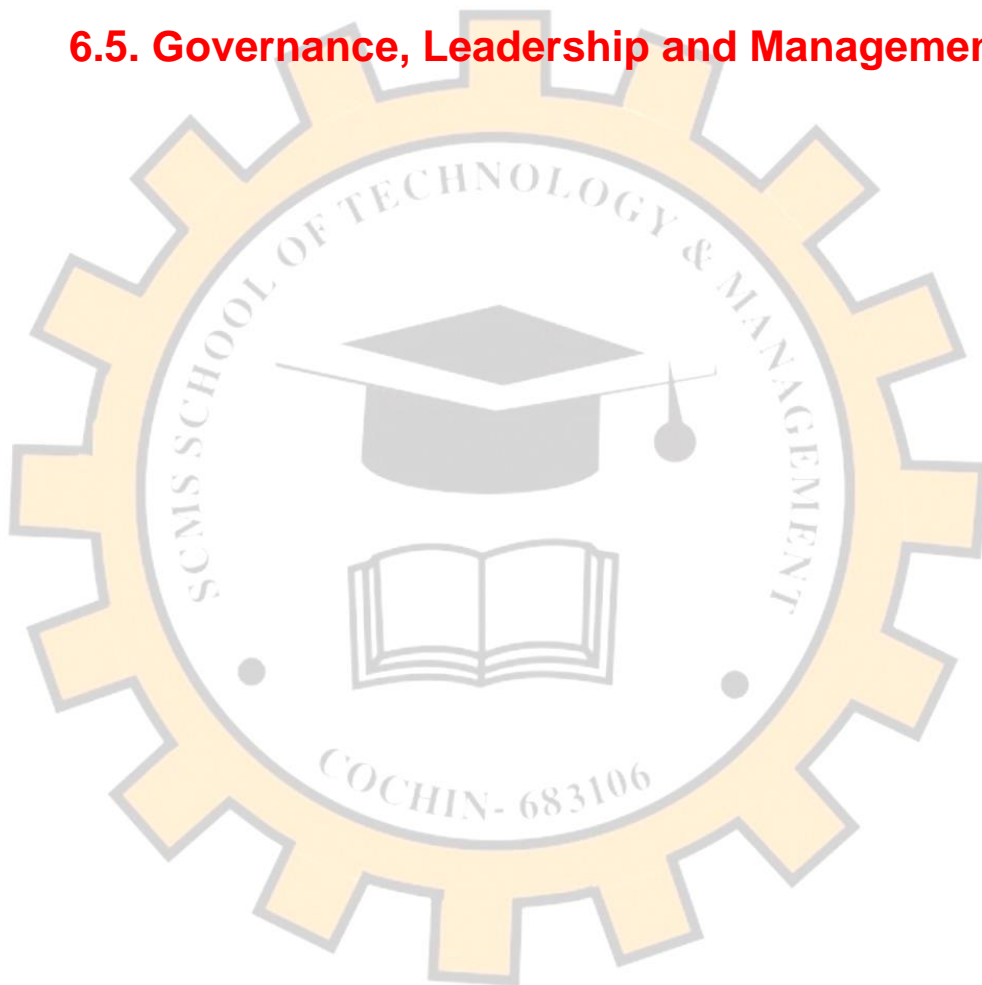


SCMS SCHOOL OF TECHNOLOGY AND MANAGEMENT (SSTM)
SCMS Campus, Prathap Nagar, Muttom, Aluva, COCHIN- 683 106. KERALA

CRITERIA 6


Governance, Leadership and Management

6.5. Governance, Leadership and Management



6.5.2: Quality assurance initiatives of the institution include:

**IQAC GENERAL FEEDBACK
ANALYSIS REPORT
2020-21**



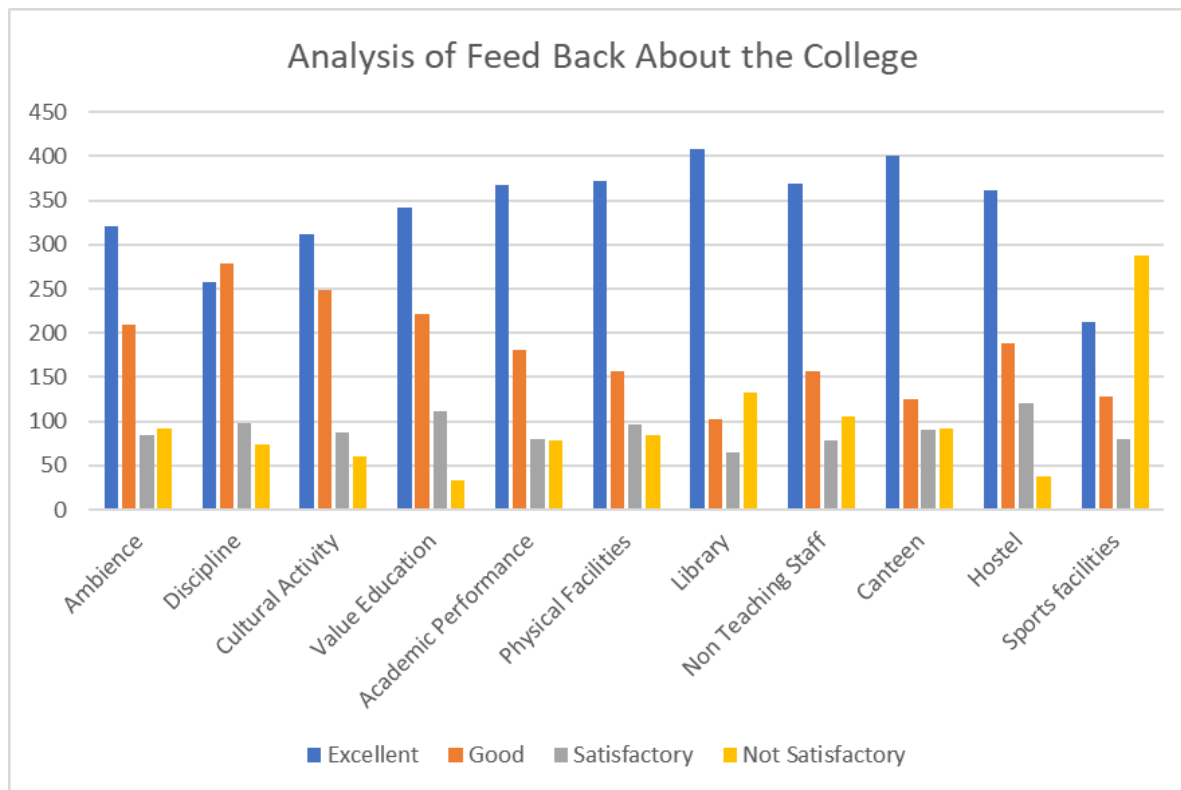
IQAC- General Feedback System

IQAC of SSTM follows a structured procedure for the collation and analysis of feedback. Students provide feedback on their college and departments on an annual basis. Due to pandemic situation, the feedback was collected using google forms during the academic year 2020-21. In the year 2020-21 708 students were participated. The scoring was done in 4- point scale and feedback analysis were made to make appropriate improvements.

Feedback about the College

	Excellent	Good	Satisfactory	Not Satisfactory	Score by 4	Percentage
Ambience	321	210	85	92	3.07	76.84
Discipline	258	278	98	74	3.02	75.42
Cultural Activity	312	248	88	60	3.15	78.67
Value Education	342	221	112	33	3.23	80.79
Academic Performance	368	181	80	79	3.18	79.59
Physical Facilities	372	156	96	84	3.15	78.81
Library	408	102	65	133	3.11	77.72
Non Teaching Staff	369	156	78	105	3.11	77.86
Canteen	401	125	90	92	3.18	79.48
Hostel	361	189	121	37	3.23	80.86
Sports facilities	212	128	80	288	2.37	59.32

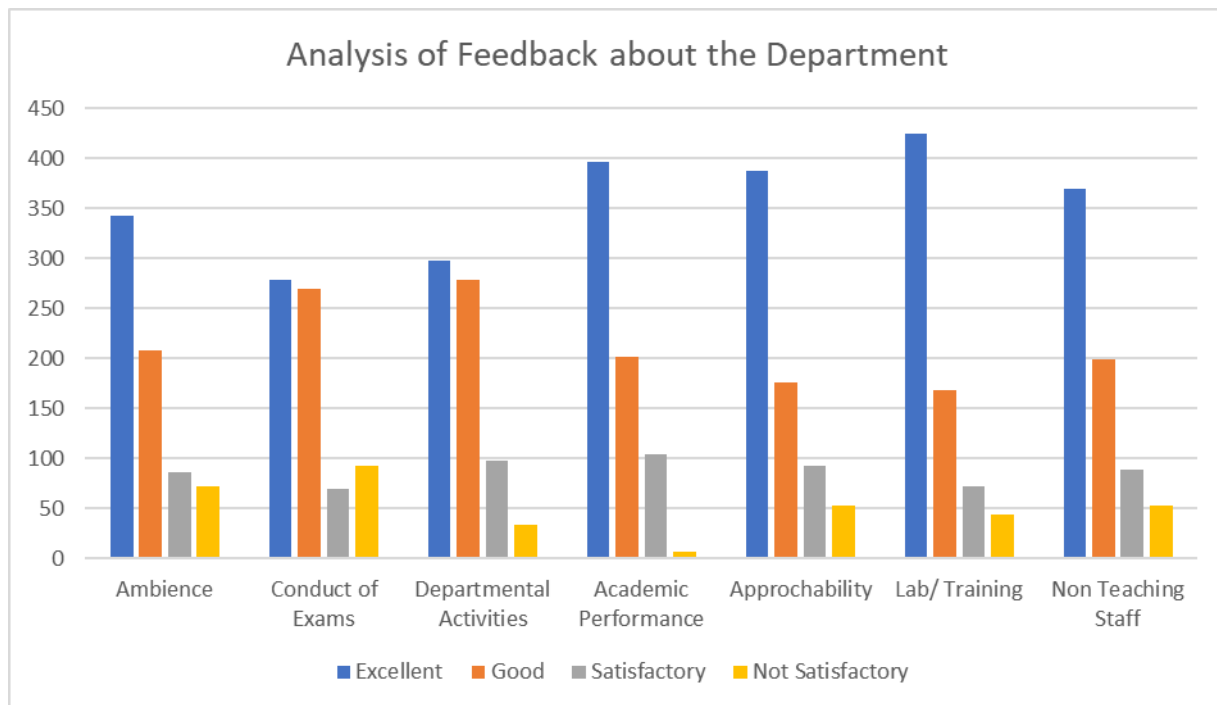
Analysis of Feedback about the College



Feedback about the Department

	Excellent	Good	Satisfactory	Not Satisfactory	Score by 4	Percentage
Ambience	342	208	86	72	3.16	78.95
Conduct of Exams	278	269	69	92	3.04	75.88
Departmental Activities	298	278	98	34	3.19	79.66
Academic Performance	396	201	104	7	3.39	84.82
Approachability	388	176	92	52	3.27	81.78
Lab/ Training	425	168	72	43	3.38	84.43
Non-Teaching Staff	369	199	88	52	3.25	81.25


Analysis of Feedback about the Department



Action Taken Report on Feedback Analysis

- College ambience was improved by repainting the college
- New computers were replaced in computer lab.
- Remedial measures were taken for introducing sports activities after covid-19 restrictions

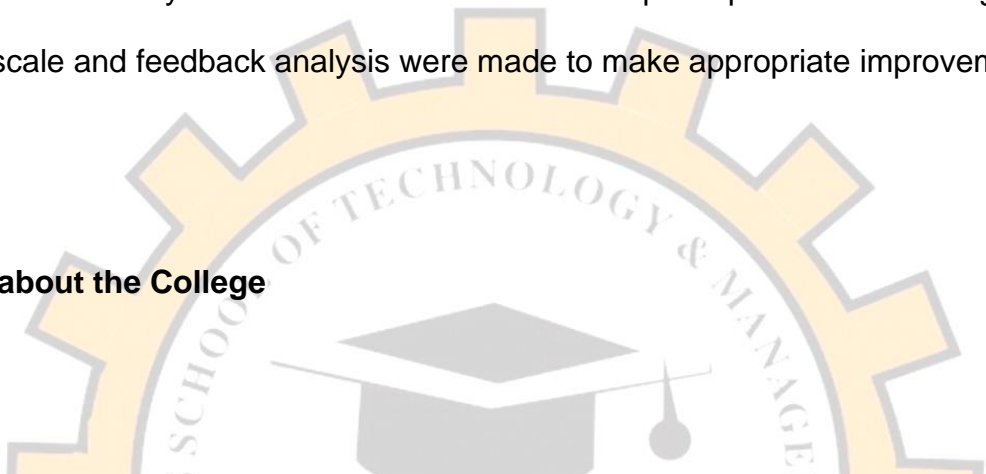
**IQAC GENERAL FEEDBACK
ANALYSIS REPORT
2021-22**



IQAC- General Feedback System

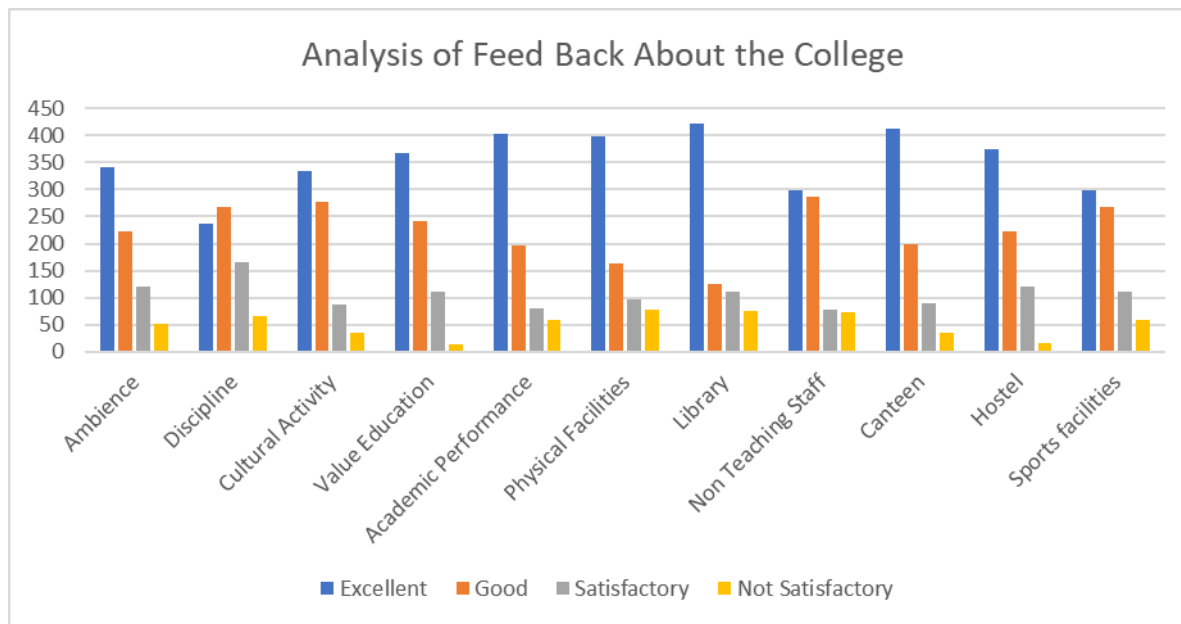
IQAC of SSTM follows a structured procedure for the collation and analysis of feedback. Students provide feedback on their college and departments on an annual basis. Due to pandemic situation, the feedback was collected using google forms during the academic year 2021-22. In the year 2021-22 736 students were participated. The scoring was done in 4- point scale and feedback analysis were made to make appropriate improvements.

Feedback about the College



	Excellent	Good	Satisfactory	Not Satisfactory	Score by 4	Percentage
Ambience	342	222	121	51	3.16	79.04
Discipline	238	268	165	65	2.92	73.06
Cultural Activity	335	278	88	35	3.24	81.01
Value Education	368	242	112	14	3.31	82.74
Academic Performance	402	196	80	58	3.28	82.00
Physical Facilities	399	163	96	78	3.20	79.99
Library	422	126	112	76	3.21	80.37
Non Teaching Staff	299	286	78	73	3.10	77.55
Canteen	412	198	90	36	3.34	83.49
Hostel	375	223	121	17	3.30	82.47
Sports facilities	298	268	112	58	3.10	77.38

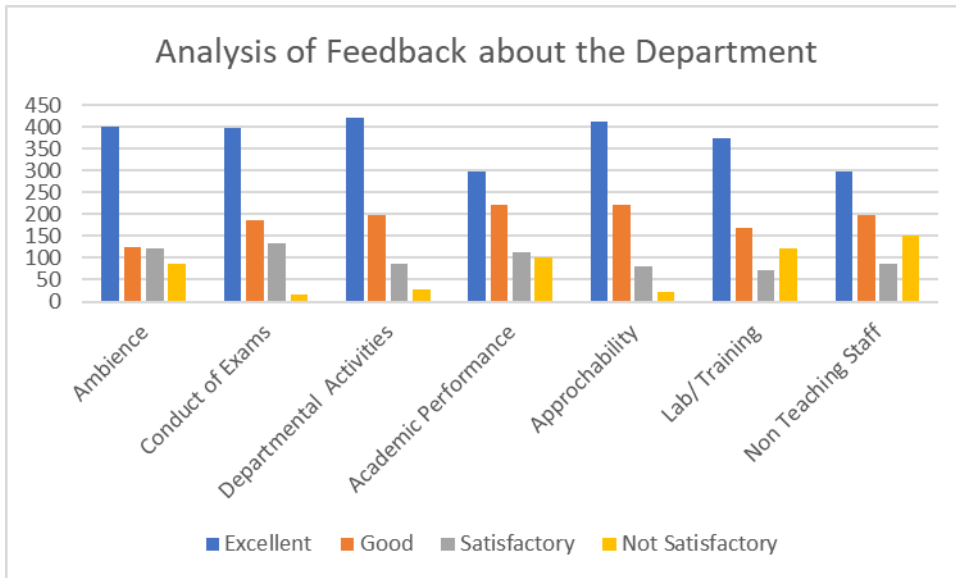
Analysis of Feedback about the College



Feedback about the Department

	Excellent	Good	Satisfactory	Not Satisfactory	Score by 4	Percentage
Ambience	402	126	121	87	3.15	78.63
Conduct of Exams	399	186	135	16	3.45	86.16
Departmental Activities	422	198	88	28	3.51	87.78
Academic Performance	299	223	112	102	3.09	77.37
Approachability	412	222	80	22	3.53	88.14
Lab/ Training	375	168	72	121	3.20	80.12
Non-Teaching Staff	298	199	88	151	2.99	74.72

Analysis of Feedback about the Department



Action Taken Report on Feedback Analysis

- More add-on programs were introduced.
- Canteen facilities and items were modified by introducing new menu.
- Remedial sessions were provided particularly for students who attended online sessions.